

Keeping Up with the Speed of Light

Multilink®

Great Ideas at Work!

BASED IN OHIO
MADE IN THE USA
QUALITY SINCE 1983

Outside Plant Infrastructure and ITS/Traffic

Reference Guide



A Letter from the CEO

The story of Multilink began over 50 years ago, during a time when Teleprompter Cable was the largest cable TV provider in the USA, before the emergence of pay TV channels and streaming apps. Who could have imagined that 46 years later broadband connectivity would reshape our world? Today, the United States is focused on expanding rural broadband — what we call "the magic pipe" — which has forever altered our way of life.

These advancements have led to innovations like WhatsApp, Amazon, streaming video, email, texting, and Facebook, among others. With the invention of lasers and fiber optic cables, we've progressed from achieving modest decibel loss in the 1970s to an astounding reduction of 1/10,000th of a decibel per kilometer. This evolution has propelled the market for serving consumers and businesses to new heights.

Throughout our more than 41 years of operation, Multilink has played a vital role in this exponential growth. Our innovative approaches have allowed us to develop new methods and products to serve these markets, including expansion into Intelligent Transportation Systems (ITS).

Few companies are as vertically integrated as Multilink. We design, engineer and manufacture our products while also supplying and distributing them. Our capabilities include sheet metal fabrication, injection molding, plastic extrusion, assembly, and power supply design. Over 90% of our products are made in the USA, a commitment we've proudly maintained for over 41 years. This dedication to American manufacturing is part of our core identity.

The Buy America Build America Act is just one chapter in the Multilink story. Our journey began with a commitment to providing solutions for our customers and fostering long-term partnerships. We pride ourselves on our ability to collaborate with our customers and identify their needs within days of receiving their input.

Being a privately held business gives us the ability to respond quickly, providing us with a competitive advantage. The main purpose of this letter is to reinforce that at Multilink, it's not about size or the number of acquisitions. We firmly believe that "if you do not take care of the customer, someone else will."

We prioritize customer care — whether they are large corporations, small businesses, or startups. Our customers' needs truly matter to us.

Sincerely,
Steve Kaplan, CEO
Multilink, Inc.

© Multilink® Inc. | 440.366.6966 | All Rights Reserved | December 2024
For Terms and Conditions visit: gomultilink.com/about/terms-and-conditions
Specifications subject to change without notice.

Table of Contents

Central Office / Head End 8
- Rack Mount Configurator 9
- Patch Panels 10
- Cable Management 20
- Splice Trays 22
- Fiber Deployment Modules 26
- Adapter Panels 33
- Fiber Assemblies 41

Field Cable & Assembly 51
- Mechanical Connectors 52
- Surelight® Flat Drop™ Cable 54
- H IP Field Installable Connectors 56
- Tool Kits & Accessories 57
- Splice on Connectors 60
- SpeedFlex™ 61
- MicroDuct™ Fiber Optic Duct 63

Mass Distribution Points 65
- Fiber Distribution Hub (FDH) 67
- FDH Configurator 68
- Rack Rail Cabinets 71
- 6000 Series Cabinets 77
- 5000 Series Cabinets 79

Closures / Terminals 82
- Splice Enclosures 84
- Optima™ 98
- OT™ (Optical Terminal) 103
- Fiber Splice Terminal 105
- Super Tap™ 106
- OptiDrop™ 108
- Fiber Tap Plus™ Cross Connect 109
- Slim Tap 112

Fiber Management and Cable Identification 113
- Slack Storage Devices 114
- Cable Markers 118
- MultiTag™ Tamper Resistant Security Seals 119

Demarcation Points 120
- RNI Enclosures 121
- Multi-Media Enclosure 128
- Fiber Distribution Units 134
- Raceway Molding 135
- Slack Storage Boxes 136
- Wall Mount Fiber Enclosure 137
- Wall Mount Fiber Enclosure Configurator 138
- Steel, Stainless Steel & Aluminum Boxes 148
- Steel, Stainless Steel & Aluminum Boxes Config 149
- NEMA 4 Enclosures 156

Pedestals & Vaults 159
- Pedestals 160
- Vaults 162

CATV Power Solutions 165
- CATV UPS 166
- CATV Power Supply Cabinets 173

ITS/Traffic Power Solutions 175
- ITS/Traffic UPS 177
- Transfer Switches 179
- PantheonCell™ LiFePO4 Battery 180
- ITS/Traffic Cabinets 182
- Street Brite™ 187
- Single Head Housing 188
- Single Head Backplates 189

Special Articles

A Letter from the CEO 2
Multilink's Made in the USA – All-in-One Capabilities 4
Not All Products Meet Our Quality Standards 40
Online Fiber Configurator 50
H IP Field Installation in 5 Easy Steps! 55
Importance of ITS in Wake of Natural Disasters 176
Sustainable World 191

© Multilink® Inc. | 440.366.6966 | All Rights Reserved | December 2024
For Terms and Conditions visit: gomultilink.com/about/terms-and-conditions
Specifications subject to change without notice.

This is only a spin-off of our website. Visit gomultilink.com for the most current version of this catalog which includes links to spec sheets for noted products and more.





Multilink®
Great Ideas at Work!

BASED IN OHIO
MADE IN THE USA
QUALITY SINCE 1983

Multilink's Made in the USA – All-in-One Capabilities

What makes Multilink different than other telecommunications and ITS/Traffic suppliers and why should you look to Multilink as opposed to the other businesses that sell industry solutions? The answer… We simplify the process by keeping production in-house – every step of the way from design and engineering to sheet metal fabrication and powder coating.

Outsourcing is a common problem among telecommunications supply vendors and service providers alike. Many businesses attempt to save money by sending orders to foreign production facilities. This has led to a stark decrease in job opportunities in the United States. Multilink, on the other hand, has implemented a method of efficiently producing what we make right here in Ohio and in-turn providing jobs for local Ohioans.

The most helpful asset Multilink has in the fight to preserve domestic jobs is our corporate campus. We've already seen fortune 500 companies combine regional offices so employees can work and meet directly with one another. We do the same but on a smaller scale.

The majority of our facilities are located at our campus in Elyria, Ohio. Our vendor-managed inventory (VMI) shares space with our front office as well as our marketing, HR, shipping, and engineering departments.

Our on-site sheet metal fabrication facility is a key feature differentiating Multilink from our competitors. Most vendors and suppliers see outsourcing as a way to keep overhead costs down. Since Multilink produces such a variety of products at such a high volume, having our own proprietary facilities makes the most sense and allows us to fill custom orders more efficiently.

Multilink's fabrication facility has many capabilities including a full engineering team that allows us to design new products or create custom ones with relative ease. Our turrets can handle sheets of metal as large as 60" x 120" and up to ¼" thick. Multilink's engineer department is well-versed in CAD/CAM (computer-aided design/manufacturing) technologies.

© Multilink® Inc. | 440.366.6966 | All Rights Reserved | December 2024
For Terms and Conditions visit: gomultilink.com/about/terms-and-conditions
Specifications subject to change without notice.

This is only a spin-off of our website. Visit gomultilink.com for the most current version of this catalog which includes links to spec sheets for noted products and more.

Multilink's Made in the USA – All-in-One Capabilities *(continued)*

Just across the highway is our fiber department, where our domes, closures, cables, and other fiber accessories are assembled and tested.

Our power department is available to assemble, diagnose and repair power equipment. Also located on the main campus in Elyria, our power department works closely with engineering and production to maintain quality throughout our product lines.

Our newest addition to the Multilink campus is our powder coating line which previously was located about three miles away. Now it is just across the parking lot allowing tighter management, reduced costs, and more sustainable practices all around.

The one-two punch of having manufacturing and powder coating facilities on-site not only saves us money, but it also helps us fill runs for our customers at a fraction of the time and price. When you order through Multilink, we will design, manufacture, assemble, and deliver all from our facility in Ohio.

So "What makes Multilink different from its competition?" We've taken out the middleman entirely, making it less expensive and more efficient to do what we do best: putting out a line-up of quality goods. Now that you know that, it's easy to see how you might have another question: "When Multilink makes it so easy and affordable to design or purchase telecommunications products, why go anywhere else?"

BABAA COMPLIANT PRODUCTS



© Multilink® Inc. | 440.366.6966 | All Rights Reserved | December 2024
For Terms and Conditions visit: gomultilink.com/about/terms-and-conditions
Specifications subject to change without notice.

Worldwide Distribution of Multilink Products

www.gomultilink.com





Multilink is an industry-leading designer, developer, and manufacturer of products serving the telecommunication and ITS/Traffic industries. We have been supplying our customers with innovative products that improve the way people communicate since 1983. We started very modestly but have grown to become a valued partner to many broadband operators around the globe.

While our products provide services throughout the world, we are proud that our manufacturing facilities that have remained in the United States. Headquartered in Ohio, our metal fabrication, plastic extrusion, paint line and assembly all function as one to provide quality and consistancy.

© Multilink® Inc. | 440.366.6966 | All Rights Reserved | December 2024
For Terms and Conditions visit: gomultilink.com/about/terms-and-conditions
Specifications subject to change without notice.

This is only a spin-off of our website. Visit gomultilink.com for the most current version of this catalog which includes links to spec sheets for noted products and more.

Worldwide Distribution of Multilink Products

www.gomultilink.com

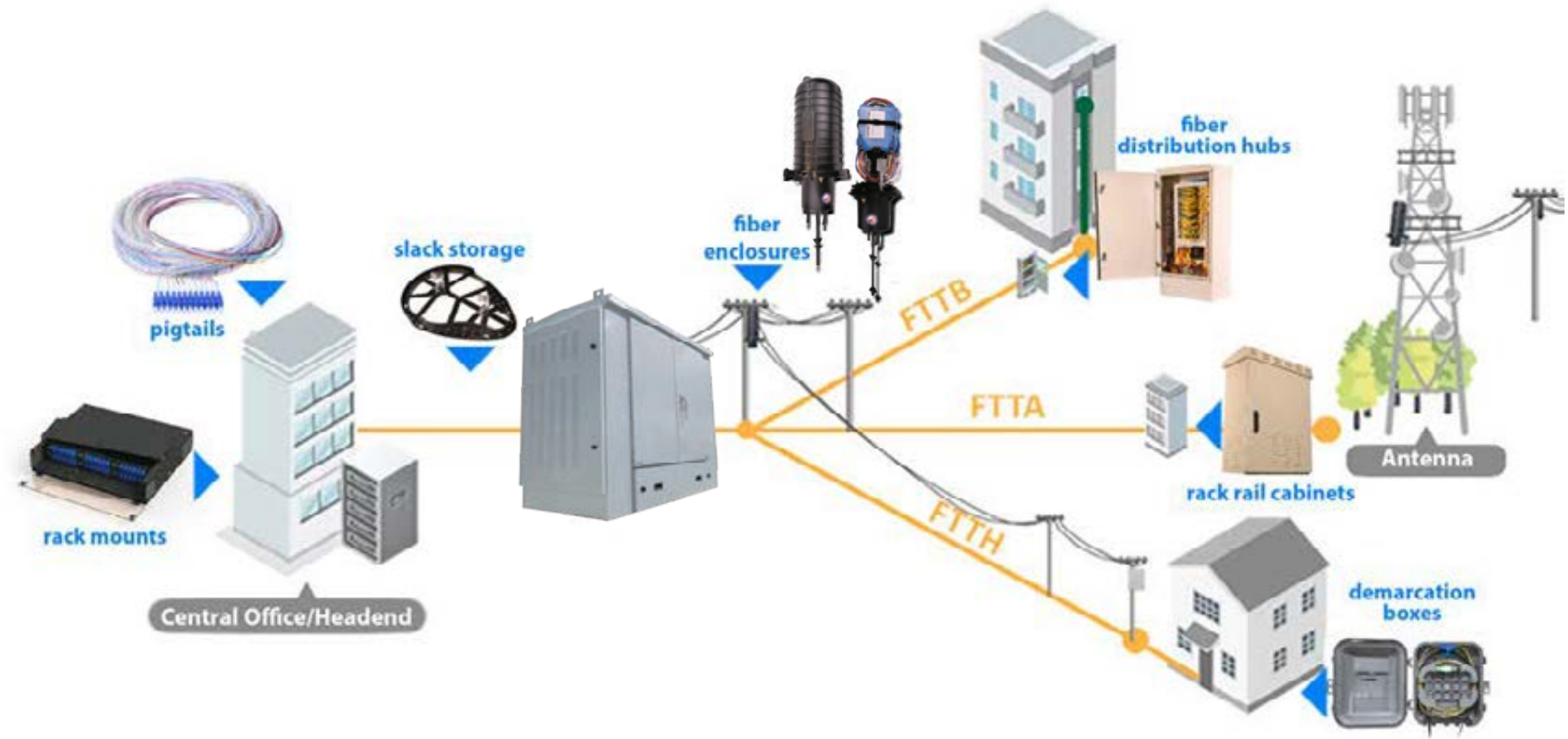

© Multilink® Inc. | 440.366.6966 | All Rights Reserved | December 2024
For Terms and Conditions visit: gomultilink.com/about/terms-and-conditions
Specifications subject to change without notice.



Central Office / Head End

The Central Office / Head End (CO/HE) is the backbone of any network. Well-crafted products can make a significant difference in the **reliability and ease of use within your network**. This is why we spend many years researching and engineering our products to live up to the rigorous standards required within the CO/HE. Our products help provide lasting quality and versatility that grows with the future of your network for years to come.

Patch Panels
page 9

Fiber Deployment Modules
page 26

Fiber Assemblies
page 41

© Multilink® Inc. | 440.366.6966 | All Rights Reserved | December 2024
For Terms and Conditions visit: gomultilink.com/about/terms-and-conditions
Specifications subject to change without notice.

This is only a spin-off of our website. Visit gomultilink.com for the most current version of this catalog which includes links to spec sheets for noted products and more.

Rack Mount Configurator

www.gomultilink.com/categories/fiber-distribution-units/rack-mount

Rack Mount FDU Configurator

ML - ☐ — ☐ — ☐ — ☐ — ☐ — ☐ — ☐ — ☐ — ☐

ML - 54 - 24 - B - SAD - T9 - 003 - 29 - 12



Rack Mount Shown:
FRM-4RU-4X-PS

Translates:
FRM-1RU-3X-TS-S, 24 loaded ports, Black, SC/APC Duplex SM, 900µm (spiral wrap), 3 meters in length, equipped with 2 of the 1120-SSTP trays, 12 splices per tray

Enclosure Type	# Of Conn.	Color	Adapter	Pigtail	Length (Meters)	Splice Tray***	Splice Count
RACK MOUNTS **12** FRM-1RU-2X-SO **54** FRM-1RU-3X-TS-S **39** FRM-1RU-3X-TS-HD **46** FRM-1RU-2X-TS-DOT **52** FRM-1RU-2X-TS-DOT-S **13** FRM-2RU-4X-SO **14** FRM-2RU-4X-TS **55** FRM-2RU-6X-TS-S **40** FRM-2RU-6X-TS-HD **15** FRM-3RU-6X-TS **56** FRM-3RU-9X-TS-S **41** FRM-3RU-9X-TS-HD **16** FRM-4RU-12X-TS **57** FRM-4RU-12X-TS-S **18** FRM-4RU-4X-PS **42** FRM-4RU-12X-TS-HD **17** FRM-8.5RU-24X-TS **19** FRM-8.5RU-12X-PS **44** FRM-8RU-24X-TS-HD **20** FF-RM-12X **68** FRM-E-1RU **69** FRM-E-2RU **70** FRM-E-3RU **71** FRM-E-4RU	**006** **012** **018** **024** **030** **036** **042** **048** **054** **060** **066** **072** **096** **144** **288**	**B**-Black **O**-Off White **BE**-Beige* **G**-Gray*	**SCS**=SC Simplex MM **SCD**=SC Duplex MM **SUS**=SC Simplex SM **SUD**=SC Duplex SM **SAS**=SC/APC Simplex SM **SAD**=SC/APC Duplex SM **SGS**=SC Simplex 10Gig **SGD**=SC Duplex 10Gig **FC**=FC MM **FU**=FC SM **FA**=FC/APC **LCAD**=LC/APC Duplex SM **LCAQ**=LC/APC Quad SM **LCPD**=LC Duplex MM **LCPQ**=LC Quad MM **LCUD**=LC Duplex SM **LCUQ**=LC Quad SM **LCGD**=LC Duplex 10 Gig **LCGQ**=LC Quad 10 Gig **ST6**=ST 6 port MM **ST8**=ST 8 port MM **ST12**=ST 12 port MM **SM6**=ST 6 port SM **SM8**=ST 8 port SM **SM12**=ST 12 port SM	**00**=None **T9**=900µm (spiral wrap) **T3**=3mm **MD**=Module **OSP**=OSP Dielectric Cable **OSA**=OSP Armored Cable **RBN**=Ribbon **DST**=Distribution Cable (Riser Rated)	**00X****	**X1**=1120-SSTA **X2**=2000-SSTA **X3**=2020-SSTP **X4**=4048-SSTP **X5**=4072-SSTP **X6**=3000-SSTA **X7**=3030-SSTP **X8**=612-SSTP **X9**=1120-SSTP **X10**=1124-SSTP "X"Denotes number of trays	**12** **24** **24** **24** **36** **24** **24** **12** **12** **12**

* Only available in specified boxes. Refer to catalog descriptions.
** Feet divided by 2.54 and rounded up to the full meter.
*** Align with unit type.

© Multilink® Inc. | 440.366.6966 | All Rights Reserved | December 2024
For Terms and Conditions visit: gomultilink.com/about/terms-and-conditions
Specifications subject to change without notice.

Patch Panels

Properly designed patch panels are a vital piece in any network and 5G is no exception. With the influx of new fiber being deployed to support the ever-increasing need for bandwidth, patch panels are an essential, yet sometimes overlooked piece of the puzzle. Our rack mount patch panels are engineered from the ground up with many features and options available. Each rack mount can be customized with up to 288 fiber connections using traditional (and readily available) adapter panels and 144 connections using our patented CT-X cassettes.

- » Standardized 19" and 23" rack mount compatibility
- » Customizable Configurations
- » High fiber capacity
- » Excellent fiber management

www.gomultilink.com/categories/fiber-distribution-units/rack-mount



QUICK DELIVERY | FAST DEPLOYMENT | CUSTOM CONFIGURATIONS

Swing-Out Style Fiber Distribution Units

STOCK ID	DESCRIPTION	DIMENSIONS	WEIGHT	MATERIAL/ FINISH	ADAPTER CAPACITY	SPLICE TRAY	MAX CAPACITY
1RU Rack Mount	**FRM-1RU-2X-SO (ML-12)**						
10-4323 (Black) **10-4325 (Off-white)**	Rack Mount FDU 1RU in height with 2 termination panel capacity and swing out master panel tray	1.75"H x 17"W x 11.0"D	12 lbs.	16 Gauge Powder Coated Steel	(2) Panels	(2) 1120-SSTA or (2) 1120-SSTP or (2) 1124-SSTP	24 SC/ST 48 LC with 1124 tray
2RU Rack Mount	**FRM-2RU-4X-SO (ML-13)**						
10-4327 (Black) **10-4326 (Off-white)**	Rack Mount FDU 2RU in height with 4 termination panel capacity and swing out master panel tray	3.5"H x 17"W x 11.0"D	13 lbs.	16 Gauge Powder Coated Steel	(4) Panels	(4) 1120-SSTA or (4) 1120-SSTP or (4) 1124-SSTP	48 SC/ST 96 LC with 1124 tray

© Multilink® Inc. | 440.366.6966 | All Rights Reserved | December 2024
For Terms and Conditions visit: gomultilink.com/about/terms-and-conditions
Specifications subject to change without notice.

This is only a spin-off of our website. Visit gomultilink.com for the most current version of this catalog which includes links to spec sheets for noted products and more.

Slide-Out Style Fiber Distribution Units

STOCK ID	DESCRIPTION	DIMENSIONS	MATERIAL/ FINISH	ADAPTER CAPACITY	SPLICE TRAY	MAX CAPACITY
1RU Economy Rack Mount	**FRM-E-1RU (ML-68)**					
045-903-10 (Black) **045-903-11 (Off-white)**	Economy Rack Mount FDU 1RU in height with split top design, slide out master panel tray	1.75"H x 17"W x 13.87"D 19" Rack, 23" Rack	16 Gauge Steel Polyester Powder Coated	(3) Panels	(3) 1120-SSTP (3) 1124-SSTP	36 SC/ST 72 LC with 1124 tray
2RU Economy Rack Mount	**FRM-E-2RU (ML-69)**					
045-917-10 (Black) **045-917-11 (Off-white)**	Economy Rack Mount FDU 2RU in height with slide out master panel tray	3.46"H x 17"W x 14.51"D 19" Rack, 23" Rack	16 Gauge Steel Polyester Powder Coated	(6) Panels	(3) 2000-SSTA	72 SC/ST/LC
3RU Economy Rack Mount	**FRM-E-3RU (ML-70)**					
045-918-10 (Black) **045-918-11 (Off-white)**	Economy Rack Mount FDU 3RU in height with slide slide out master panel tray	5.21"H x 17"W x 14.51"D 19" Rack, 23" Rack	16 Gauge Steel Polyester Powder Coated	(9) Panels	(5) 2000-SSTA	108 SC/ST/LC
4RU Economy Rack Mount	**FRM-E-4RU (ML-71)**					
045-919-10 (Black) **045-919-11 (Off-white)**	Economy Rack Mount FDU 4RU in height with slide slide out master panel tray	6.96"H x 17"W x 14.51"D 19" Rack, 23" Rack	16 Gauge Steel Polyester Powder Coated	(12) Panels	(6) 2000-SSTA	144 SC/ST/LC

© Multilink® Inc. | 440.366.6966 | All Rights Reserved | December 2024
For Terms and Conditions visit: gomultilink.com/about/terms-and-conditions
Specifications subject to change without notice.

Slide-Out Removable Top Style Fiber Distribution Units

	STOCK ID	DESCRIPTION	DIMENSIONS	WEIGHT	MATERIAL/ FINISH	PANEL CAPACITY	SPLICE TRAY	MAX CAPACITY
 SPECS	**1RU Rack Mount**	**FRM-1RU-3X-TS-S (ML-54)**						
	045-686-10 (Black) **045-686-11 (Off-white)**	Rack Mount FDU 1RU in height with split top design and slide out master panel tray	1.75"H x 17"W x 14.6"D	15 lbs.	16 Gauge Powder Coated Steel	(3) Panels	(3) 1120-SSTP (3) 1124-SSTP	36 SC/ST 72 LC with 1124 tray
 SPECS	**2RU Rack Mount**	**FRM-2RU-6X-TS-S (ML-55)**						
	045-798-10 (Black) **045-798-11 (Off-white)**	Rack Mount FDU 2RU in height with split top design and slide out master panel tray	3.50"H x 17"W x 14.6"D	19 lbs.	.060" Powder Coated Aluminum	(6) Panels	(3) 2000-SSTA	72 SC/ST/ LC
 SPECS	**3RU Rack Mount**	**FRM-3RU-9X-TS-S (ML-56)**						
	045-799-10 (Black) **045-799-11 (Off-white)**	Rack Mount FDU 3RU in height with split top design and slide out master panel tray	5.2"H x 17"W x 14.6"D	20.5 lbs.	.060" Powder Coated Aluminum	(9) Panels	(5) 2000-SSTA	108 SC/ST/ LC
 SPECS	**4RU Rack Mount**	**FRM-4RU-12X-TS-S (ML-57)**						
	045-800-10 (Black) **045-800-11 (Off-white)**	Rack Mount FDU 4RU in height with split top design and slide out master panel tray	6.96"H x 17"W x 14.6"D	26 lbs.	.060" Powder Coated Aluminum	(12) Panels	(8) 2000-SSTA	144 SC/ST/ LC

© Multilink® Inc. | 440.366.6966 | All Rights Reserved | December 2024
For Terms and Conditions visit: gomultilink.com/about/terms-and-conditions
Specifications subject to change without notice.

High Density Fiber Distribution Units

	STOCK ID	DESCRIPTION	DIMENSIONS	MATERIAL/ FINISH	ADAPTER CAPACITY	SPLICE TRAY	MAX CAPACITY
 SPECS	**1RU High Density Rack Mount**	**FRM-1RU-3X-TS-HD (ML-39)**					
	045-339-10 (Black) **045-339-11 (Off-white)**	High Density Rack Mount FDU 1RU with split top design and locking slide out master panel tray	1.75"H x 17"W x 16"D	16 Gauge Steel Polyester Powder Coated	(3) Panels	(2) 4072-SSTP	36 SC/ST 72 LC
 SPECS	**2RU High Density Rack Mount**	**FRM-2RU-6X-TS-HD (ML-40)**					
	045-382-10 (Black) **045-382-11 (Off-white)**	High Density Rack Mount FDU 2RU with split top design and locking slide out master panel tray	3.5"H x 17"W x 16"D	.060" Powder Coated Aluminum	(6) Panels	(4) 4072-SSTP	72 SC/ST 144 LC
 SPECS	**3RU High Density Rack Mount**	**FRM-3RU-9X-TS-HD (ML-41)**					
	045-418-10 (Black) **045-418-11 (Off-white)**	High Density Rack Mount FDU 3RU with split top design and locking slide out master panel tray	5.25"H x 17"W x 16"D	.060" Powder Coated Aluminum	(9) Panels	(6) 4072-SSTP	108 SC/ST 216 LC
 SPECS	**4RU High Density Rack Mount**	**FRM-4RU-12X-TS-HD (ML-42)**					
	045-391-10 (Black) **045-391-11 (Off-white)**	High Density Rack Mount FDU 4RU with split top design and locking slide out master panel tray	7"H x 17"W x 16"D	.060" Powder Coated Aluminum	(12) Panels	(8) 4072-SSTP	144 SC/ST 288 LC
 SPECS	**8RU High Density Rack Mount**	**FRM-8RU-24X-TS-HD (ML-44)**					
	045-583-10 (Black) **045-583-11 (Off-white)**	High Density Rack Mount FDU 8RU in height with split top design and slide out master panel trays	13.88"H x 17"W x 16"D	.060" Powder Coated Aluminum	(24) Panels	(16) 4072-SSTP	288 SC/ST 576 LC

© Multilink® Inc. | 440.366.6966 | All Rights Reserved | December 2024
For Terms and Conditions visit: gomultilink.com/about/terms-and-conditions
Specifications subject to change without notice.

Patch Panels – Signature Series

Multilink's Signature Series of patch panels offers more versatility than standard models. They are compatible with various bulkheads, allowing them to interface with standard adapter panels as well as our CT-X Cassettes and Fiber Termination Modules. Multilink's patch panels are designed with flexibility in mind to help make network installation and maintenance easier and more efficient regardless of where a network is being set up.

Note: Both a bulkhead and a main patch panel must be ordered separately to form a complete unit.

www.gomultilink.com/categories/fiber-distribution-units/rack-mount

Signature Series Fiber Distribution Units

	STOCK ID	DESCRIPTION	DIMENSIONS	WEIGHT	MATERIAL/ FINISH	ADAPTER CAPACITY	SPLICE TRAY	RACK OPTIONS
 SPECS	**1RU Signature Series**	**FRM-1RU-XX-SIG (ML-58)**						
	045-665-00	Signature Series Rack Mount FDU 1RU in height with slide out master tray and no bulkhead	1.75"H x 19"W x 14.19"D	15 lbs.	Aluminum & Steel with Bronze Powder Coat	(2) CT-X Cassettes or (3) FTM Modules	Splicing available with modules and cassettes only	Door Panel (optional custom silk-screen logo)
 SPECS	**2RU Signature Series**	**FRM-2RU-XX-SIG (ML-59)**						
	045-778-00	Signature Series Rack Mount FDU 2RU in height with slide out master tray and no bulkhead	3.47"H x 19"W x 14.24"D	19 lbs.	Aluminum & Steel with Bronze Powder Coat	(4) CT-X Cassettes or (6) FTM Modules	Splicing available with modules and cassettes only	Door Panel (optional custom silk-screen logo)
 SPECS	**4RU Signature Series**	**FRM-4RU-XX-SIG (ML-60)**						
	045-763-00	Signature Series Rack Mount FDU 4RU in height with slide out master tray and no bulkhead	6.97"H x 19"W x 14.24"D	26 lbs.	Aluminum & Steel with Bronze Powder Coat	(8 or 12) CT-X Cassettes or (12) FTM Modules	Splicing available with modules and cassettes only	Door Panel (optional custom silk-screen logo)
 SPECS	**6.5RU Signature Series**	**FRM-6.5RU-XX-SIG (ML-61)**						
	045-899-10	Signature Series Rack Mount FDU 6.5RU in height and no bulkhead	10.98"H x 20"W x 15.56"D	30 lbs.	Aluminum & Steel with Almond Beige Powder Coat	(24) CT-X Cassettes	Splicing available with cassettes only	Door Panel (optional custom silk-screen logo)

© Multilink® Inc. | 440.366.6966 | All Rights Reserved | December 2024
For Terms and Conditions visit: gomultilink.com/about/terms-and-conditions
Specifications subject to change without notice.

This is only a spin-off of our website. Visit gomultilink.com for the most current version of this catalog which includes links to spec sheets for noted products and more.

Patch Panels – Signature Series Bulkhead Options

Multilink's interchangeable bulkhead options for our Signature Series of patch panels are compatible with standard adapter panels as well as our industry-leading CT-X Cassettes and Fiber Termination Modules. At Multilink, we like to make network installation and maintenance as quick and easy as possible, and our bulkhead panels offer a variety of efficient and cost-effective solutions for fiber optics patching and splicing.

Note: Both a bulkhead and a main patch panel must be ordered separately to form a complete unit.

www.gomultilink.com/categories/fiber-distribution-units/rack-mount


1RU


2RU


4RU

Signature Series Fiber Distribution Units – Bulkhead Options

	STOCK ID	DESCRIPTION	CAPACITY
	**Bulkhead-Standard Multilink Panels**		
	072-208-20 (1RU) **072-276-20 (2RU)** **072-277-20 (4RU)**	Signature Series bulkhead for standard Multilink adapter panels/modules	(3) Panels per rack unit
	**Bulkhead-Multilink CT-X Modules**		
	072-208-50 (1RU) **072-276-50 (2RU)** **072-277-50 (4RU, 8 CT-X)** **072-277-51 (4RU, 12 CT-X)**	Signature Series bulkhead for Multilink CT-X Modules	(2) Modules per rack unit (2 or 3) Modules per rack unit for the 4RU only
	**Bulkhead-Narrow Multilink Modules**		
	072-208-30 (1RU) **072-276-30 (2RU)** **072-277-30 (4RU)**	Signature Series bulkhead for Multilink Narrow FTM Modules	(4) Modules per rack unit

© Multilink® Inc. | 440.366.6966 | All Rights Reserved | December 2024
For Terms and Conditions visit: gomultilink.com/about/terms-and-conditions
Specifications subject to change without notice.

Slide-Out Style Combination Patch & Splice Distribution Units

	STOCK ID	DESCRIPTION	DIMENSIONS	WEIGHT	MATERIAL/ FINISH	SPLICE TRAY	MAX CAPACITY
 SPECS	**4RU Rack Mount** (Includes 1 4048 splice tray)	**FRM-4RU-4X-PS (ML-18)**					
	10-5270 (Black) **10-2146 (Off White)**	Rack Mount FDU 4RU in height with slide out adapter panel and separate slide out splice tray panel	7.0"H x 17"W x 14.0"D	16 lbs.	.060" Powder Coated Aluminum	(4) 4048-SSTP or (4) 4072-SSTP	4 Panels 48 SC/ST 96 LC
 SPECS	**8.5RU Rack Mount** (Includes 1 4048 splice tray)	**FRM-8RU-12X-PS (ML-19)**					
	10-8584 (Black) **10-8585 (Off White)**	Rack Mount FDU 8.5RU in height with slide out adapter panel and separate slide out splice tray panel	14.88"H x 17"W x 14.0"D	20 lbs.	.060" Powder Coated Aluminum	(8) 4048-SSTP or (8) 4072-SSTP	12 Panels 144 SC/ST 288 LC

Slide-Out Style Splice Shelves

	STOCK ID	DESCRIPTION	DIMENSIONS	WEIGHT	MATERIAL/ FINISH	SPLICE TRAY	MAX CAPACITY
 SPECS	**3RU Rack Mount**	**FRM-3RU-SS**					
	045-782-10 (Black) **045-783-10 (Off White)**	Rack Mount 3RU in height with slide out master splice tray panel	5.25"H x 17"W x 14.0"D	7.25 lbs.	.060" Powder Coated Aluminum	(4) 4048-SSTP or (4) 4072-SSTP	144 Single 576 Mass Fused Fibers
 SPECS	**4RU Rack Mount**	**FRM-4RU-SS**					
	045-785-10 (Black) **045-784-10 (Off White)**	Rack Mount 4RU in height with slide out master splice tray panel	7.0"H x 17"W x 14.0"D	8.35 lbs.	.060" Powder Coated Aluminum	(8) 4048-SSTP or (8) 4072-SSTP	288 Single 1024 Mass Fused Fibers
 SPECS	**8.5RU Rack Mount**	**FRM-8RU-SS**					
	045-786-10 (Black) **045-787-10 (Off White)**	Rack Mount 8.5RU in height with slide out master splice tray panel	14.88"H x 17"W x 14.0"D	13.75 lbs.	.060" Powder Coated Aluminum	(16) 4048-SSTP or (16) 4072-SSTP (8 on each shelf)	576 Single 2048 Mass Fused Fibers

© Multilink® Inc. | 440.366.6966 | All Rights Reserved | December 2024
For Terms and Conditions visit: gomultilink.com/about/terms-and-conditions
Specifications subject to change without notice.

This is only a spin-off of our website. Visit gomultilink.com for the most current version of this catalog which includes links to spec sheets for noted products SPECS and more.

In-Rack Patch Enclosure Solutions



STOCK ID	DESCRIPTION	DIMENSIONS	WEIGHT	MATERIAL/ FINISH	SPLICE TRAY	MAX CAPACITY
4RU Rack Mount	**FF-RM-12X (ML-20)**					
10-1038 (Black) **10-6450 (Off White)**	Rack Mount 4RU in height with fixed master panel with integrated horizontal and vertical jumper guides	7.0"H x 17"W x 14.0"D	9.5 lbs.	.060" Powder Coated Aluminum	(12) Panels	144 SC/ST 288 LC



1RU Rack Mount	**FRM-1RU-2X-TS-DOT (ML-46)**					
045-586-10 (Black)	Rack Mount 1RU in height made for a 19" or 23" rack width. Features slide-off cover, 2 fixed bulkhead positions, and 2 captive grommets for cable entry	1.72"H x 12.25"W x 7.68"D (excluding brackets)	5.1 lbs.	16 Gauge Powder Coated Steel	(1) 612-SSTP Splice Tray	12 SC/ST/LC
045-586-30 (Black w/Slide Tray)	Rack Mount 1RU in height made for a 19" or 23" rack width. Features slide-off cover, 2 fixed bulkhead positions, and 2 captive grommets for cable entry	1.72"H x 12.25"W x 7.68"D (excluding brackets)	5.1 lbs.	16 Gauge Powder Coated Steel	(1) 612-SSTP Splice Tray	12 SC/ST/LC



Wall Mount Vertical Rack						
072-331-20	FWM-2RU Vertical Mount with 10-32 Cage Nuts	4"H x 19.5"W x 4.5"D		16 Gauge Powder Coated		
072-332-20	FWM-3RU Vertical Mount with 10-32 Cage Nuts	4"H x 19.5"W x 6.25"D		16 Gauge Powder Coated		
072-333-20	FWM-4RU Vertical Mount with 10-32 Cage Nuts	4"H x 19.5"W x 8"D		16 Gauge Powder Coated		



Wall Mount Equipment Shelf						
072-688-10	Kit – Wall Mount Shelf with Straps	11.513"H x 15.626"W x 10.626"D		16 Gauge Powder Coated		

© Multilink® Inc. | 440.366.6966 | All Rights Reserved | December 2024
For Terms and Conditions visit: gomultilink.com/about/terms-and-conditions
Specifications subject to change without notice.

Patch Panels Accessories – Rack Mount

www.gomultilink.com/categories/fiber-distribution-units/rack-mount

Optional Rack Mount Equipment

Stock ID	Description	DIMENSIONS	MATERIAL	CAPACITY
 SPECS	**Sliding Drawer Shelves**			
	The Multilink Rack Mount Sliding Drawer Shelf is available 1RU or 2RU in height and designed for 19" rack mounting only. Drawer fully extends from rack and can also be used as a shelf for a laptop or test equipment. (Includes mounting hardware)			
1RU - 045-372-10	19" Rack Mount Drawer	1RU - 1.75"H x 19"W x 16.02"D	Powder Coated Steel	1RU - 1.27"H x 16.25"W x 15.63"D
2RU - 045-163-10		2RU - 3.65"H x 19"W x 16.02"D		2RU - 3.54"H x 16.25"W x 15.63"D
 SPECS	**Bulkhead**	**FRM-1RU-3X**		
065-060-10	19" Rack Mount Patch Panel 1RU w/ 10-32 & 12-24 hardware included	1.75"H x 19"W	Powder Coated Steel	3 Adapter Panels
 SPECS	**Patch Bulkhead**	**FRM-1RU**		
072-233-10	19" Rack Mount Patch Panel 1RU w/ 10-32 hardware included	1.75"H x 19"W	Powder Coated Steel	24 SC Duplex
072-238-10				18 SC Duplex
072-235-10				24 LC Duplex
 SPECS	**Bulkhead w/ Shelf**	**FRM-1RU-3X**		
072-035-10	19" Rack Mount Bulkhead with Shelf for Slack Storage w/ 10-32 & 12-24 hardware included	1.75"H x 19"W x 8"D	Powder Coated Steel	3 Adapter Panels or 3 FTM Modules
 SPECS	**Shelf**	**FRM-1RU**		
072-043-10	19" Rack Mount Shelf 1RU	1.75"H x 19"W x 12"D	Powder Coated Steel	30 lbs.
 SPECS 4RU-Filler Panel Shown	**Filler Panels**	**FRM-RU**		
1RU - 072-046-10	19" Rack Mount Filler Panels	1.75"H x 19"W	Powder Coated Steel	N/A
2RU - 072-046-20		3.5"H x 19"W		
3RU - 072-046-30		5.25"H x 19"W		
4RU - 072-046-40		7"H x 19"W		

© Multilink® Inc. | 440.366.6966 | All Rights Reserved | December 2024
For Terms and Conditions visit: gomultilink.com/about/terms-and-conditions
Specifications subject to change without notice.

This is only a spin-off of our website. Visit gomultilink.com for the most current version of this catalog which includes links to spec sheets for noted products and more.

Rack Accessories

Stock ID	Description	MATERIAL/FINISH	CAPACITY
Lock & Key for Rack Mount Enclosures			
Ask for 99534 to be installed on your rack mount enclosure			
99534	Lock and Key for Lexan Doors of Rack Mount Enclosures *Ask for 99534 to be installed on your rack mount enclosure*	N/A	N/A
Strain Relief Kit (1RU)			
065-249-10	Strain Relief Bracket for 1RU Rack Mount Enclosures with bracket and tie straps	Powder coated steel, plastic straps	N/A
Strain Relief Kit (2RU or larger)			
065-151-10	Strain Relief Bracket for Rack Mount Enclosures	Powder coated steel, rubber grommets	Ø .300 - .790"
072-479-10			Ø .790 - 1.02"
072-479-20			Ø 1.02 - 1.25"

© Multilink® Inc. | 440.366.6966 | All Rights Reserved | December 2024
For Terms and Conditions visit: gomultilink.com/about/terms-and-conditions
Specifications subject to change without notice.

Cable Management

	STOCK ID	DESCRIPTION	DIMENSIONS	MATERIAL	WEIGHT
	Vertical Cable Manager				
	**10-4154**	Double Sided, Side Mount/Front & Rear. Brackets are on one side only.	78"H x 4"W x 5"D	High Grade Polymer	13 lbs.
	**10-4155**	Center Mount/Front & Rear. Brackets are on both sides.	78"H x 4"W x 5"D	High Grade Polymer	13 lbs.
	**10-4156**	Double Sided, Side Mount/Front & Rear. Brackets are on one side only.	78"H x 4"W x 5"D	High Grade Polymer	7 lbs.
	Horizontal Cable Manager				
	**10-4164**	Double Sided Horizontal Cable Manager, for Standard 19" Rack.	1.5"H x 19"W x 3"D	High Grade Polymer	2 lbs.
	**10-4165**	Single Sided Horizontal Cable Manager, for Standard 19" Racks.	1.5"H x 19"W x 2"D	High Grade Polymer	2 lbs.
	**10-4160**	Single Sided Horizontal Cable Manager, for Standard 19" Rack.	3"H x 19"W x 3"D	High Grade Polymer	3 lbs.
	**10-4158**	Single Sided Horizontal Cable Manager, for Standard 19" Rack.	4"H x 19"W x 5"D	High Grade Polymer	7 lbs.

© Multilink® Inc. | 440.366.6966 | All Rights Reserved | December 2024
For Terms and Conditions visit: gomultilink.com/about/terms-and-conditions
Specifications subject to change without notice.

Cable Management

	STOCK ID	DESCRIPTION	DIMENSIONS	MATERIAL	WEIGHT
	Horizontal Cable Manager				
	**10-4162**	Double Sided Horizontal Cable Manager, for Standard 19" Rack.	1.5"H x 19"W x 3"D	High Grade Polymer	5 lbs.
	**10-4163**	Double Sided Horizontal Cable Manager, for Standard 19" Rack.	1.5"H x 19"W x 2"D	High Grade Polymer	3.5 lbs.
	**10-4161**	Double Sided Horizontal Cable Manager, for Standard 19" Rack.	3"H x 19"W x 3"D	High Grade Polymer	8 lbs.
	**10-4159**	Double Sided Horizontal Cable Manager, for Standard 19" Rack.	3"H x 19"W x 3"D	High Grade Polymer	10.5 lbs.
	**10-5437**	Double Sided Horizontal Cable Manager, brackets are on both sides.	3"H x 19"W x 3"D	High Grade Polymer	10 lbs.
	**10-4157**	Double Sided Horizontal Cable Manager, for Standard 19" Rack.	4"H x 19"W x 5"D	High Grade Polymer	13 lbs.
	**10-4166**	Double Sided Horizontal Cable Manage For Standard 19" Rack with Special Strain Relief Bracket	3"H x 19"W x 3"D	High Grade Polymer	11 lbs.

© Multilink® Inc. | 440.366.6966 | All Rights Reserved | December 2024
For Terms and Conditions visit: gomultilink.com/about/terms-and-conditions
Specifications subject to change without notice.

Splice Trays

	STOCK ID	DESCRIPTION	DIMENSIONS	MATERIAL	WEIGHT	CAPACITY
 SPECS	**Splice Tray 1120-SSTA**					
	70902K	12 Single Fusion Splice Tray	6.5"L x 4.75"W x 0.5"D	.08" Powder Coated Aluminum	0.35 lbs.	12 Single Fusion Splices 8 Mechanical Splices or 48 Mass Fused Fibers
 SPECS	**Splice Tray 2000-SSTA**					
	70506K	24 Single Fusion Splice Tray	11.75"L x 4"W x 0.5"D	.08" Powder Coated Aluminum	0.65 lbs.	24 Single Fusion Splices, 16 Mechanical Splices, or 96 Mass Fused Fibers
 SPECS	**Splice Tray 2020-SSTP**					
	70709K	24 Single Fusion Splice Tray	12.25"L x 4"W x 0.5"D	.08" Powder Coated Aluminum	0.54 lbs.	24 Single Fusion Splices, 16 Mechanical Splices, or 96 Mass Fused Fibers
 SPECS	**Splice Tray 3000-SSTA**					
	70505K	24 Single Fusion Splice Tray	7.75"L x 6"W x 0.5"D	.08" Powder Coated Aluminum	0.54 lbs.	24 Single Fusion Splices, 16 Mechanical Splices, or 96 Mass Fused Fibers

© Multilink® Inc. | 440.366.6966 | All Rights Reserved | December 2024
For Terms and Conditions visit: gomultilink.com/about/terms-and-conditions
Specifications subject to change without notice.

Splice Trays

STOCK ID	DESCRIPTION	DIMENSIONS	MATERIAL	WEIGHT	CAPACITY
					
Splice Tray 612-SSTP					
065-209-10	12 Single Fusion Splice Tray	6"L x 2.75"W x 0.75"D	Plastic	0.35 lbs.	12 Single Fusion Splices
					
Splice Tray 1120-SSTP					
072-059-10	1120-SSTP: 12 Single Fusion Splice Tray	6.5"L x 5.13"W x 0.5"D	Plastic	0.65 lbs.	12 Single Fusion Splices (24 Double Stacked), 8 Mechanical Splices or 48 Mass Fused Fibers
072-059-20	1124-SSTP: 12 Single (24 Dual Stacked) Fusion Splice Tray				
					
Splice Tray 3030-SSTP					
70706K	24 Single Fusion Splice Tray	8.25"L x 5.75"W x 0.5"D	Plastic	0.54 lbs.	24 Single Fusion Splices, 16 Mechanical Splices or 96 Mass Fused Fibers
					
Splice Tray 4048-SSTP					
10-8007	24 Single (48 Dual Stacked) Fusion Splice Tray	9.75"L x 4.5"W x 0.5"D	Plastic	0.54 lbs.	24 Single Fusion Splices (48 Double Stacked), 16 Mechanical Splices or 96 Mass Fused Fibers
					
Splice Tray 4072-SSTP					
065-001-10	36 Single (72 Dual Stacked) Fusion Splice Tray	10.75"L x 5.75"W x 0.5"D	Plastic	.60 lbs.	36 Single Fusion Splices (72 Double Stacked), 24 Mechanical Splices or 144 Mass Fused Fibers
					
Splice Tray 4144-SSTP					
072-845-10	72 Single (144 Dual Stacked) Fusion Splice Tray	10"L x 6"W x 0.5"D	Plastic	0.75 lbs.	72 Single Fusion Splices (144 Double Stacked), 48 Mechanical Splices or 288 Mass Fused Fibers

© Multilink® Inc. | 440.366.6966 | All Rights Reserved | December 2024
For Terms and Conditions visit: gomultilink.com/about/terms-and-conditions
Specifications subject to change without notice.

Fiber Management Spools

	STOCK ID	DESCRIPTION	BEND RADIUS	OVERALL SIZE	MOUNTING	MATERIAL/ COLOR	UOM
	**Round Spool**						
	999124	Round Spool	1.50"	1.30"H x Ø3.00" Spool x Ø4.70" Flange	2x Ø0.21" Mounting Holes	Plastic/Blue	Each
	**Half Round Spool**						
	10-7766	Half Round Spool (2 pcs shown)	1.25"	1.36"H x Ø2.50" Spool x Ø3.50" Flange	1x Ø0.16" Mounting Hole	Plastic/Black	Each
	**Half Round Spool**						
	10-3621	Half Round Spool (2 pcs shown)	1.75"	2.75"H x Ø3.50" Spool x Ø4.50" Flange	2x Ø0.356" x 0.50" Slot, both ends 1x Ø0.125" x 0.80" Slot, both ends	Plastic/Blue	Each
	**Slack-N-Roll**						
	649-048-10	Slack-N-Roll Base	1.17"	0.61"H x Ø5.88"	2 x 0.20" Mounting Holes	Plastic/Blue	Each
	**Spool Bracket**						
	649-101-10	Spool Bracket	1"	0.67"H x 4.92"W x 1.42"D	Ø0.17" Alignment Stud & Ø0.18" Mounting Hole	Plastic/Blue	Each

© Multilink® Inc. | 440.366.6966 | All Rights Reserved | December 2024
For Terms and Conditions visit: gomultilink.com/about/terms-and-conditions
Specifications subject to change without notice.

This is only a spin-off of our website. Visit gomultilink.com for the most current version of this catalog which includes links to spec sheets for noted products and more.

Fiber Management Straps & Ties



STOCK ID	DESCRIPTION	OVERALL SIZE	MOUNTING	MATERIAL/ COLOR	UOM
Wire Management Strap					
99944K	Wire Management Strap	0.63"W x Ø1.50" max.	Pressure sensitive adhesive	Velcro® brand, black	50 pieces/pack



Wire Management Loop Tie					
990000000FUT8AK	Wire Management Loop Tie, 8" Length	0.50"W x 8.0"L	N/A	Velcro® brand, black	25 pieces/pack
99000000FUT12AK	Wire Management Loop Tie, 12" Length	0.50"W x 12.0"L	N/A	Velcro® brand, black	25 pieces/pack



Heavy Duty Cinch Tie					
999119	Heavy Duty Cinch Tie, 12"	0.75"W x 12.0"L	N/A	Velcro® brand strap w/plastic buckle, black	Each
999120	Heavy Duty Cinch Tie, 18"	0.75"W x 18.0"L	N/A	Velcro® brand strap w/plastic buckle, black	Each

© Multilink® Inc. | 440.366.6966 | All Rights Reserved | December 2024
For Terms and Conditions visit: gomultilink.com/about/terms-and-conditions
Specifications subject to change without notice.

Fiber Deployment Modules

Our engineers have designed a series of patch and splice modules to complement our line of patch panels. These modules can be installed quickly and offer safe, efficient cable storage and termination. All of our Fiber Deployment Modules (FDM) are manufactured in-house and built to Telcordia and Six Sigma Standards. Our FDM kits are incredibly flexible, allowing you to easily upgrade or add on to an existing wall and rack mount configuration. Choose from one of our standard options or customize your module to fit your network's needs.

- » Patch and splice in one cassette
- » Intuitive fiber storage
- » Easily installed for upgrades
- » MPO Versions Available

www.gomultilink.com/categories/patch-splice-modules



EFFICIENT DESIGN | PATCH & SPLICE IN ONE | CUSTOMIZABLE



© Multilink® Inc. | 440.366.6966 | All Rights Reserved | December 2024
For Terms and Conditions visit: gomultilink.com/about/terms-and-conditions
Specifications subject to change without notice.

This is only a spin-off of our website. Visit gomultilink.com for the most current version of this catalog which includes links to spec sheets for noted products and more.

Fiber Deployment Modules – CT-X

MPO configurations are available by special order, if noted. MPO

www.gomultilink.com/categories/patch-splice-modules

CT-X Patch Only

SPECS

The CT-X Patch Only is designed to house 12 adapters along the front of the cassette and a pigtail in the rear to allow patch capabilities.



Ordering Information

CT-X	-	PO	-	CL	-	12	-	SCA	-	003	-	P

Cartridge Terminal System

Patch Only

Color	
CL	Clear

Fiber Count	
LC	12, 24
SC	6, 12

Pigtail Length (Meters)

Jacket	
P	OFNP
R	OFNR

Adapter/ Polish, Fiber	
LCA	LC/APC SM 9µm
LCU	LC/UPC SM 9µm
SCA	SC/APC SM 9µm
SCU	SC/UPC SM 9µm
LC1	LC/PC OM1 62.5µm
LC2	LC/PC OM2 50µm
LC3	LC/PC OM3 50µm
LC4	LC/PC OM4 50µm
SC1	SC/PC OM1 62.5µm
SC2	SC/PC OM2 50µm
SC3	SC/PC OM3 50µm
SC4	SC/PC OM4 50µm

© Multilink® Inc. | 440.366.6966 | All Rights Reserved | December 2024
For Terms and Conditions visit: gomultilink.com/about/terms-and-conditions
Specifications subject to change without notice.

Fiber Deployment Modules – CT-X

MPO configurations are available by special order, if noted. MPO

www.gomultilink.com/categories/patch-splice-modules

CT-X Patch & Splice

SPECS An integrated splice chip holder, capable of housing 12 fusion splices (24 for LC), is designed within the CT-X Patch & Splice cassette for easy splicing.



Ordering Information

CT-X - PS - CL - 12 - SCA - P

CT-X – Cartridge Terminal System

PS – Patch & Splice

CL – Color: Clear

12 – Fiber Count

Fiber Count	
LC	12, 24
SC	6, 12

SCA – Adapter/ Polish, Fiber

LCA	LC/APC SM 9µm
LCU	LC/UPC SM 9µm
SCA	SC/APC SM 9µm
SCU	SC/UPC SM 9µm
LC1	LC/PC OM1 62.5µm
LC2	LC/PC OM2 50µm
LC3	LC/PC OM3 50µm
LC4	LC/PC OM4 50µm
SC1	SC/PC OM1 62.5µm
SC2	SC/PC OM2 50µm
SC3	SC/PC OM3 50µm
SC4	SC/PC OM4 50µm

P – Pigtail

P	1M Included
N	Not Included
R	Ribbon

© Multilink® Inc. | 440.366.6966 | All Rights Reserved | December 2024
For Terms and Conditions visit: gomultilink.com/about/terms-and-conditions
Specifications subject to change without notice.

Fiber Deployment Modules – CT-X

MPO configurations are available by special order, if noted. MPO

www.gomultilink.com/categories/patch-splice-modules

CT-X MTP (male pinned)

MPO SPECS

Designed for plug-and-play capability with 1 or 2 MPO's on rear of cassette.



Ordering Information

CT-X	-	PNP	-	CL	-	12	-	SCA	-	S

CT-X – Cartridge Terminal System

PNP – Plug-and-Play (MTP/MPO)

Color

CL	Clear

Fiber Count

LC	**12, 24**
SC	**6, 12**

Method

S	Straight

Adapter/ Polish, Fiber

LCA	LC/APC SM 9µm
LCU	LC/UPC SM 9µm
SCA	SC/APC SM 9µm
SCU	SC/UPC SM 9µm
LC1	LC/PC OM1 62.5µm
LC2	LC/PC OM2 50µm
LC3	LC/PC OM3 50µm
LC4	LC/PC OM4 50µm
SC1	SC/PC OM1 62.5µm
SC2	SC/PC OM2 50µm
SC3	SC/PC OM3 50µm
SC4	SC/PC OM4 50µm

© Multilink® Inc. | 440.366.6966 | All Rights Reserved | December 2024
For Terms and Conditions visit: gomultilink.com/about/terms-and-conditions
Specifications subject to change without notice.

Fiber Deployment Modules – CT-X

MPO configurations are available by special order, if noted. MPO

www.gomultilink.com/categories/patch-splice-modules

CT-X Splitter

SPECS Splitters are easily integrated into the cassette, offering 1x4, 1x8, and 1x16 split options.



Ordering Information

CT-X - SPL - CL - 104 - SCA - SCA

- CT-X: Cartridge Terminal System
- SPL: Splitter (PLC)
- CL: Color — Clear
- 104: Split
- SCA (IN): Adapter/Polish, Fiber
- SCA (OUT): Adapter/Polish, Fiber

Split	
1x4	**104**
1x8	**108**
1x16*	**116**

*LC only

Adapter/Polish, Fiber	
LCA	LC/APC SM 9µm
LCU	LC/UPC SM 9µm
SCA	SC/APC SM 9µm
SCU	SC/UPC SM 9µm

Splitter Specifications (typical)

Operating Wavelength (nm) 1260~1650nm

	Insertion Loss	Return Loss	Directivity
1x4	≤7.4 dB	≥55 dB	≥55 dB
1x8	≤10.3 dB		
1x16	≤13.8 dB		

© Multilink® Inc. | 440.366.6966 | All Rights Reserved | December 2024
For Terms and Conditions visit: gomultilink.com/about/terms-and-conditions
Specifications subject to change without notice.

This is only a spin-off of our website. Visit gomultilink.com for the most current version of this catalog which includes links to spec sheets for noted products SPECS and more.

Fiber Deployment Modules – FTM

MPO configurations are available by special order, if noted. MPO

www.gomultilink.com/products/ftm

Multilink® Great Ideas at Work!

Pigtail Version



MTP Version



Splice Version



Fiber Termination Modules / FTMs

SPECS

FTM Modules are designed to fit in rack mount enclosures to offer patch, plug-and-play and splice options.

Ordering Information

FTM - [Number of Adapters] - [Front Adapter Type / Fiber Type] - [Back Adapter Type]

Number of Adapters

06*
12
24**

*SC Only

**LC Only

Front Adapter Type / Fiber Type

Front Adapter Type	Fiber Type
SC/UPC	SM, 9/125µm
SC/APC	SM, 9/125µm
LC/UPC	SM, 9/125µm
SC/PC50	MM, 50/125µm (OM2)
SC/PC62	MM, 62.5/125µm (OM1)
SC/PCLO	MM, 50/125µm (OM3) Laser Optimized
LC/PC50	MM, 50/125µm (OM2)
LC/PC62	MM, 62.5/125µm (OM1)
LC/PCLO	MM, 50/125µm (OM3) Laser Optimized

Back Adapter Type

P*	**Pigtail Version** Includes * length in meters of OFNR Distribution Jacketed Fiber type per adapter type.
M1 or M2	**MTP Version** Includes 1 or 2 MTP adapters in back connected to adapters in front with fiber type per adapter type. M1=1-12 Adapters M2=13-24 Adapters
S1	**Splice Version** Includes 1 meter of color coded 900µm fiber connected to adapters in front with fiber type per adapter type.
SR1	**Ribbon Splice Version** Includes 1 meter of color coded Ribbon fiber connected to adapters in front with fiber type per adapter.

© Multilink® Inc. | 440.366.6966 | All Rights Reserved | December 2024
For Terms and Conditions visit: gomultilink.com/about/terms-and-conditions
Specifications subject to change without notice.

Coupler/Splitter Modules

Fiber optic splitters are becoming more and more common in today's network design and fiber build-outs. Multilink's line of splitters is available for rack mount, LGX, cassette, and small form PLC configurations. Each splitter is terminated and quality tested to ensure it falls within the listed specifications. Small form splitters are ideal for use where space is an issue, such as in a terminal where secondary splitting is needed. Our rack mount splitters are ideal in a data center, head end, and central office. **With so many options available, we have included a configurator below to customize the ideal splitter for your application.**

» PLC Telcordia compliant GR1221
» Low Insertion Loss (IL) and Low PDL

www.gomultilink.com/categories/splitters



SPECS **Small Form**



SPECS **Cassette**



SPECS **LGX®**



SPECS **Rack Mounting**

PLC Small Form Splitters

Ordering Information

ML - [ ] - [___ X ___] - [___ / ___] - [IN] - [OUT] - [ ]

Style	Configuration	Adapter Type Input / Output		Length in Meters (IN)	Length in Meters (OUT)	Fiber Style
S - Small Form **C** - Cassette	**01 x 04** **01 x 08** **01 x 16** **01 x 32** **01 x 64***	**LCA** **LCU** **SCA** **SCU** **PL**	**LC/APC** **LC/UPC** **SC/APC** **SC/UPC** **Pigtail**			**9** - 900µm **2** - 2 mm* **3** - 3 mm*

***Note:** available only in Cassette style.

LGX® (Multilink™) & 19" Rack Mounting

Ordering Information

ML - [ ] - [___ X ___] - [___ / ___]

Style	Configuration	Adapter Type Input / Output	
L - LGX **R** - Rack	**01 x 04*** **01 x 08** **01 x 16** **01 x 32** **02 x 32**	**LCA** **LCU** **SCA** **SCU**	**LC/APC** **LC/UPC** **SC/APC** **SC/UPC**

***Note:** 1x4 Configuration not available as rack module. All optical splitters available in several custom configurations and packaging options contact customer service for additional information.

Specifications (typical)

Parameters	1 x 4	1 x 8	1 x 16	1 x 32
Operating Wavelength nm	1260-1650			
Insertion Loss Typ. / max. dB	7.1 / 7.4	10.4 / 10.7	13.6 / 13.9	16.8 / 17.2
Uniformity dB	≤ 0.8	≤ 1.0	≤ 1.4	≤ 1.6
PDL dB	≤ 0.3	≤ 0.3	≤ 0.3	≤ 0.3
Return Loss dB	≥ 55	≥ 55	≥ 55	≥ 55
Directivity dB	≥ 55	≥ 55	≥ 55	≥ 55
Maximum Input Power mW	250			
Operation Temperature C°	-40 ~ +85			
Storage Temperature C°	-40 ~ +85			
Small Form Dimensions mm	4 x 7 x 60		6 x 19 x 100	
Reggeized Cassette Dimensions mm	8 x 80 x 100		16 x 80 x 136	18 x 114 x 140
LGX Module Dimensions mm Standard LC & SC Adapters Compact LC Adapters Only	129 x 125 x 28	129 x 125 x 28	129 x 125 x 56 129 x 125 x 28	129 x 125 x 112 129 x 125 x 56
19" Rack Mount Dimensions mm (width x depth x height) in (width x depth x height)	N/A	431 x 235 x 44 17 x 9.25 x 1.75		

Operating wavelength is design guaranteed. Above test results measured without connectors.

© Multilink® Inc. | 440.366.6966 | All Rights Reserved | December 2024
For Terms and Conditions visit: gomultilink.com/about/terms-and-conditions
Specifications subject to change without notice.

This is only a spin-off of our website. Visit gomultilink.com for the most current version of this catalog which includes links to spec sheets for noted products and more.

Loaded Adapter Panels

www.gomultilink.com/categories/fiber-distribution-units/adapter-panels

	Stock ID	Model #	Conn. Type	# Of Conn.	Ferrule	Mode	Fiber Polish	Conn. Color	Plate Color	Plate Code
	**10-5458**	MST-06-P-BLK	ST	6	Phos. Bronze	MM	PC UPC	Chrome	Black	ST6
	10-5457	MST-06-P-OW							Off White	
	99234K	MST-06-C-BLK	ST	6	Ceramic	SM	Any	Chrome	Black	SM6
	99223K	MST-06-C-OW							Off White	
	**10-9196**	MST-12-P-BLK	ST	12	Phos. Bronze	MM	PC UPC	Chrome	Black	ST12
	10-9195	MST-12-P-OW							Off White	
	10-6065	MST-12-C-BLK	ST	12	Ceramic	SM	Any	Chrome	Black	SM12
	10-6177	MST-12-C-OW							Off White	
	**10-5095**	MFC-06-P-BLK	FC	6	Phos. Bronze	MM	PC UPC	Chrome	Black	FC
	10-8751	MFC-06-P-OW							Off White	
	10-4744	MFC-06-C-BLK	FC	6	Ceramic	SM	Any	Chrome	Black	FU
	99218CK	MFC-06-C-OW							Off White	
	**065-218-50**	MFC-12-P-BLK	FC	12	Phos. Bronze	MM	PC UPC	Chrome	Black	FC
	065-218-51	MFC-12-P-OW							Off White	
	065-218-10	MFC-12-C-BLK	FC	12	Ceramic	SM	Any	Chrome	Black	FU
	065-218-11	MFC-12-C-OW							Off White	
	**065-389-20**	MMTP-06-B-BLK	MTP	6	N/A	SM	APC	Black	Black	N/A
	065-389-21	MMTP-06-B-OW							Off White	
	**065-378-20**	MMTP-08-B-BLK	MTP	8	N/A	SM	APC	Black	Black	N/A
	065-378-21	MMTP-08-B-OW							Off White	
	**065-389-30**	MMTP-06-A-BLK	MTP	6	N/A	MM	PC	Aqua	Black	N/A
	065-389-31	MMTP-06-A-OW							Off White	
	**065-378-30**	MMTP-08-A-BLK	MTP	8	N/A	MM	PC	Aqua	Black	N/A
	065-378-31	MMTP-08-A-OW							Off White	

© Multilink® Inc. | 440.366.6966 | All Rights Reserved | December 2024
For Terms and Conditions visit: gomultilink.com/about/terms-and-conditions
Specifications subject to change without notice.

Loaded Adapter Panels

www.gomultilink.com/categories/fiber-distribution-units/adapter-panels

	Stock ID	Model #	Conn. Type	# Of Conn.	Ferrule	Mode	Fiber Polish	Conn. Color	Plate Color	Plate Code
	**10-4810**	MSC-06-SM-C-BLK	SC	6	Ceramic	SM	UPC	Blue	Black	SUS
	10-6178	MSC-06-SM-C-OW							Off White	
	**10-1817**	MSC-12-SM-C-BLK	SC	12	Ceramic	SM	UPC	Blue	Black	SUD
	10-6181	MSC-12-SM-C-OW							Off White	
	**065-478-10**	MSC-06D-SM-C-BLK	SC	6	Ceramic	SM	UPC	Blue	Black	SUD
	065-478-11	MSC-06D-SM-C-OW							Off White	
	**10-4442**	MSCA-06-SM-C-BLK	SC	6	Ceramic	SM	APC	Green	Black	SAS
	99222K	MSCA-06-SM-C-OW							Off White	
	**10-5327**	MSCA-12-SM-C-BLK	SC	12	Ceramic	SM	APC	Green	Black	SAD
	99224K	MSCA-12-SM-C-OW							Off White	
	**065-479-10**	MSCA-06D-SM-C-BLK	SC	6	Ceramic	SM	APC	Green	Black	SAD
	065-479-11	MSCA-06D-SM-C-OW							Off White	
	**10-9995**	MSC-06-MM-P-BLK	SC	6	Phos. Bronze	MM	PC	Beige	Black	SCS
	10-9996	MSC-06-MM-P-OW							Off White	
	**10-5535**	MSC-12-MM-P-BLK	SC	12	Phos. Bronze	MM	PC	Beige	Black	SCD
	065-518-10	MSC-12-MM-P-OW							Off White	
	**065-477-10**	MSC-06D-MM-P-BLK	SC	6	Phos. Bronze	MM	PC	Beige	Black	SCD
	065-477-11	MSC-06D-MM-P-OW							Off White	
	**065-242-10**	MSCG-6-MM-P-BLK	SC 10 GIG	6	Phos. Bronze	MM	PC	Aqua	Black	SGS
	065-242-11	MSCG-6-MM-P-OW							Off White	

© Multilink® Inc. | 440.366.6966 | All Rights Reserved | December 2024
For Terms and Conditions visit: gomultilink.com/about/terms-and-conditions
Specifications subject to change without notice.

This is only a spin-off of our website. Visit gomultilink.com for the most current version of this catalog which includes links to spec sheets for noted products and more.

Loaded Adapter Panels

www.gomultilink.com/categories/fiber-distribution-units/adapter-panels

	Stock ID	Model #	Conn. Type	# Of Conn.	Ferrule	Mode	Fiber Polish	Conn. Color	Plate Color	Plate Code
	**065-243-10**	MSCG-12-MM-P-BLK	SC 10 GIG	12	Phos. Bronze	MM	PC	Aqua	Black	SGD
	065-243-11	MSCG-12-MM-P-OW							Off White	
	**065-480-10**	MSCG-6D-MM-P-BLK	SC 10 GIG	6	Phos. Bronze	MM	PC	Aqua	Black	SGD
	065-480-11	MSCG-6D-MM-P-OW							Off White	
	**10-9709**	MLCD-12-SM-C-BLK	LC	12	Ceramic	SM	UPC	Blue	Black	LCUD
	10-9710	MLCD-12-SM-C-OW							Off White	
	**065-244-10**	MLCQ-24-SM-C-BLK	LC	24	Ceramic	SM	UPC	Blue	Black	LCUQ
	065-244-11	MLCQ-24-SM-C-OW							Off White	
	**10-9123**	MLCDA-12-SM-C-BLK	LC	12	Ceramic	SM	APC	Green	Black	LCAD
	065-508-10	MLCDA-12-SM-C-OW							Off White	
	**065-420-10**	MLCQA-24-SM-C-BLK	LC	24	Ceramic	SM	APC	Green	Black	LCAQ
	065-420-11	MLCQA-24-SM-C-OW							Off White	
	**10-3626**	MLCD-12-MM-P-BLK	LC	12	Phos. Bronze	MM	PC	Beige	Black	LCPD
	10-3627	MLCD-12-MM-P-OW							Off White	
	**065-225-10**	MLCQ-24-MM-P-BLK	LC	24	Phos. Bronze	MM	PC	Beige	Black	LCPQ
	065-225-11	MLCQ-24-MM-P-OW							Off White	
	**065-245-10**	MLCDG-12-MM-P-BLK	LC 10 GIG	12	Phos. Bronze	MM	PC	Aqua	Black	LCGD
	065-245-11	MLCDG-12-MM-P-OW							Off White	
	**065-246-10**	MLCQG-24-MM-P-BLK	LC 10 GIG	24	Phos. Bronze	MM	PC	Aqua	Black	LCGQ
	065-246-11	MLCQG-24-MM-P-OW							Off White	

© Multilink® Inc. | 440.366.6966 | All Rights Reserved | December 2024
For Terms and Conditions visit: gomultilink.com/about/terms-and-conditions
Specifications subject to change without notice.

Blank Adapter Panels

www.gomultilink.com/categories/fiber-distribution-units/adapter-panels


A


B


C


D


E

	Stock ID	Description
A	**065-387-10**	SC Simplex Panel Plug
B	**065-388-10**	SC Duplex Panel Plug
C	**065-765-10**	SC Simplex Panel Plug (Flangeless)
D	**065-766-10**	LC Duplex Panel Plug
E	**065-767-10**	ST Panel Plug

	Stock ID	Model #	Conn. Type	# Of Conn.	Plate Color
	**10-6061**	MSCB-06-BB-BLK	SC	6	Black
	10-6063	MSCB-06-BB-OW			Off White
	**065-390-10**	MSCG-12-MM-P-BLK	SC Duplex or LC Quad	3	Black
	065-390-11	MSCG-12-MM-P-OW			Off White
	**10-5534**	MSCBH-03-NB-BLK	SC Duplex or LC Quad	6	Black
	10-8187	MSCBH-03-NB-OW			Off White
	**10-5455**	MSTA-03-BB-BLK	ST	6	Black
	10-5450	MSTA-03-BB-OW			Off White
	**10-9188**	MSTA-12-BB-BLK	ST	12	Black
	10-9189	MSTA-12-BB-OW			Off White
	**10-4610**	MLCD-03-NB-BLK	LC Duplex	6	Black
	10-4609	MLCD-03-NB-OW			Off White

© Multilink® Inc. | 440.366.6966 | All Rights Reserved | December 2024
For Terms and Conditions visit: gomultilink.com/about/terms-and-conditions
Specifications subject to change without notice.

This is only a spin-off of our website. Visit gomultilink.com for the most current version of this catalog which includes links to spec sheets for noted products and more.

Blank Adapter Panels

www.gomultilink.com/categories/fiber-distribution-units/adapter-panels

	Stock ID	Model #	Conn. Type	# Of Conn.	Plate Color
	**10-8750**	MFCB-03-DB-BLK	FC	6	Black
	10-8752	MFCB-03-DB-OW			Off White
	**065-227-10**	MFCB-12-DB-BLK	FC	12	Black
	065-227-11	MFCB-12-DB-OW			Off White
	**065-354-10**	MKJB-04-NB-BLK	Keystone	4	Black
	065-354-11	MKJB-04-NB-OW			Off White
	**065-862-10**	MKJB-06-NB-BLK	Keystone	6	Black
	**065-389-10**	MTP-06-BK	MTP	6	Black
	065-389-11	MTP-06-OW			Off White
	**065-378-10**	MTP-08-BK	MTP	8	Black
	065-378-11	MTP-08-OW			Off White
	**10-7666**	MFMB-600BB-BLK	-	0	Black
	10-7668	MFMB-600BB-OW			Off White

© Multilink® Inc. | 440.366.6966 | All Rights Reserved | December 2024
For Terms and Conditions visit: gomultilink.com/about/terms-and-conditions
Specifications subject to change without notice.

Fiber Optic Adapters

www.gomultilink.com/categories/fiber-connectivity/adapters

	Stock ID	Type	Fiber Polish	Mode	Sleeve Material	Color	Foot Print
	**99306**	ST	Any	MM	Phos. Bronze	Chrome	Any
	99307	ST		SM	Ceramic		
	**99309**	FC	Any	MM	Phos. Bronze	Chrome	FC
	99310	FC		SM	Ceramic		
	**10-1688**	MTRJ	PC	MM or SM	N/A	Black	MTRJ
	**99304**	SC Simplex	UPC	SM	Ceramic	Blue	SC Simplex
	**10-5513**	SC Duplex	UPC	SM	Ceramic	Blue	SC Duplex
	**10-3642**	SC Simplex	APC	SM	Ceramic	Green	SC Simplex

	Stock ID	Type	Fiber Polish	Mode	Sleeve Material	Color	Foot Print
	**10-5378**	SC Duplex	APC	SM	Ceramic	Green	SC Duplex
	**10-5382**	SC Simplex	PC	MM	Phos. Bronze	Beige	SC Simplex
	**99302**	SC Simplex 10 GIG	PC	MM	Phos. Bronze	Aqua	SC Simplex
	**065-236-10**	SC Simplex 10 GIG	PC	MM	Phos. Bronze	Aqua	SC Simplex
	**065-237-10**	SC Duplex 10 GIG	PC	MM	Phos. Bronze	Aqua	SC Duplex

© Multilink® Inc. | 440.366.6966 | All Rights Reserved | December 2024
For Terms and Conditions visit: gomultilink.com/about/terms-and-conditions
Specifications subject to change without notice.

This is only a spin-off of our website. Visit gomultilink.com for the most current version of this catalog which includes links to spec sheets for noted products and more.

Fiber Optic Adapters

www.gomultilink.com/categories/fiber-connectivity/adapters

	Stock ID	Type	Fiber Polish	Mode	Sleeve Material	Color	Foot Print
	**10-4605**	LC Duplex	UPC	SM	Ceramic	Blue	LC Duplex
	**065-607-10**	LC Duplex	UPC	SM	Ceramic	Blue	SC Simplex
	**065-239-10**	LC Quad	UPC	SM	Ceramic	Blue	SC Duplex
	**065-414-10**	LC Duplex	APC	SM	Ceramic	Green	LC Duplex
	**065-597-10**	LC Duplex	APC	SM	Ceramic	Green	SC Simplex
	**065-419-10**	LC Quad	APC	SM	Ceramic	Green	SC Duplex
	**10-9711**	LC Duplex	PC	MM	Phos. Bronze	Beige	LC Duplex

	Stock ID	Type	Fiber Polish	Mode	Sleeve Material	Color	Foot Print
	**065-204-10**	LC Duplex	PC	MM	Phos. Bronze	Beige	SC Simplex
	**065-238-10**	LC Quad	PC	MM	Phos. Bronze	Beige	SC Duplex
	**065-240-10**	LC Duplex 10 GIG	PC	MM	Phos. Bronze	Aqua	SC Simplex
	**065-241-10**	LC Quad 10 GIG	PC	MM	Phos. Bronze	Aqua	SC Duplex
	**065-146-10**	MTP	APC	SM	N/A	Black	MTP
	**065-146-20**	MTP	PC	MM	N/A	Aqua	MTP

© Multilink® Inc. | 440.366.6966 | All Rights Reserved | December 2024
For Terms and Conditions visit: gomultilink.com/about/terms-and-conditions
Specifications subject to change without notice.



Not All Products Meet Our Quality Standards

At Multilink, many of our original products and ideas get left on the cutting room floor, and that's perfectly fine with us. We focus on delivering dependability through the measures we take in quality control.

We believe that transparency is the best way to make quality happen; if people know how our production process works, they have a better idea of how good of a job we do. And since we always do a good job, what do we have to hide?

Multilink's product creation system is based on ISO 9000 international quality assurance standards. ISO 9000 focuses on seven quality management principles: customer focus, relationship management, evidence-based decision making, improvement, process approach, engagement of people, and leadership.

But our high standards extend beyond that, and custom-tailored products are one of the ways we follow through on that promise. Multilink's standard products have been designed to meet all your needs out of the gate, but we understand that today's telecommunications companies need to face unique challenges and requirements.

Don't see what you need in our current lineup? We'll work directly with you to configure any of our goods to meet your exact specifications. Our engineers and designers follow all custom products through the planning, manufacturing, and finishing processes to ensure everything is built and works correctly.

As with any quality check, it's about the details and those details are critical when it comes to fiber. Meeting the demands of fiber optics standards, our fiber department provides various tests such as insertion loss and return loss on each fiber pigtail prior to shipping. Detailed results are printed and provided with every order.

Anyone who visits www.gomultilink.com will notice Eugene, another helpful tool that helps us fulfill our commitment to quality. Eugene is a virtual chat assistant who lives in the bottom-right corner of our website. He helps answer our customers' questions about Multilink's products and services and can even put visitors directly in touch with one of our product specialists or customer sales representatives.

Our interactive on-line fiber assembly configurator shows how your assemblies will look and function before we even build them, providing you with further clarity and control over our step-by-step production process. This tool is great for pitching and planning new network development projects.

Having an overarching commitment to quality certainly isn't easy, and it's disappointing that some products never see the light of day, but the good outweighs the bad. Our items can only function properly if we hold them and ourselves to high expectations, which means that some of them will be left behind. Others require small tweaks or changes, while even more need to be reworked entirely before they hit the market. But you know what? That's okay because, at the end of the day, we're here to make sure your connections work. **Multilink: Great Ideas at Work.**

© Multilink® Inc. | 440.366.6966 | All Rights Reserved | December 2024
For Terms and Conditions visit: gomultilink.com/about/terms-and-conditions
Specifications subject to change without notice.

Fiber Assemblies

Multilink's in-house fiber shop allows us to configure a wide array of fiber optic assemblies with minimal lead times. Options include jumpers, pigtails, and drop cables with standard connectors and adapters (SC, LC, ST, IP) as well as a host of other choices. Our on-line interactive fiber assembly configurator offers a hands-on approach to help you design your ideal assembly. Included with every assembly is an insertion loss test result so you know how your assembly will perform. Whether you're using them for indoor or outdoor applications, all our assemblies are built using bend-insensitive fiber, end-face geometry testing, and strict ISO 9000 quality management standards.

- » Minimal lead times
- » Extensive customization options
- » Terminated to meet or exceed Telcordia standards
- » Indoor and outdoor applications

www.gomultilink.com/categories/fiber-optic-assembly



CUSTOM ASSEMBLIES | FAST TURN AROUND | QUALITY TESTED



© Multilink® Inc. | 440.366.6966 | All Rights Reserved | December 2024
For Terms and Conditions visit: gomultilink.com/about/terms-and-conditions
Specifications subject to change without notice.

Pigtails | For Use In Rack And Wall Mount Fiber Distribution Enclosures

MPO configurations are available by special order, if noted. MPO

For GSA / Buy American Compliant Pigtails Please Add (-ML) To The End Of Your Stock ID ex: 10-6415-ML

www.gomultilink.com/categories/fiber-optic-assembly/pigtails

Multilink® Great Ideas at Work!

MPO



Stock ID Shown:
10-6418

Single Mode (OS1) 9/125/900µm

Stock ID	Connector/ Polish	# of Fibers	Overall Length (m)
Spiral Wrapped			
10-6415	SC/UPC	6	3
10-6416		12	
10-6417	SC/APC	6	3
10-6418		12	
065-089-10	ST/UPC	6	3
065-090-10		12	
065-808-10	LC/UPC	6	3
065-180-10		12	
10-8703	FC/UPC	6	3
065-365-10		12	
065-810-10	LC/APC	6	3
		12	
OFNR (Yellow)			
065-370-10	SC/UPC	6	3
065-371-10		12	
065-394-10	SC/APC	6	3
065-395-10		12	
065-374-10	ST/UPC	6	3
065-375-10		12	
065-809-10	LC/UPC	6	3
065-396-10		12	3
065-811-10	LC/APC	6	3
065-437-10		12	3



Stock ID Shown:
065-375-10

MPO

Single Mode Ribbon

Stock ID	Connector/ Polish	# of Fibers	Overall Length (m)
OFNR (Yellow)			
065-282-10	SC/UPC	12	3
065-523-10	SC/APC	12	3
065-561-10	LC/UPC	12	3

MPO



Stock ID Shown:
065-373-10

MPO



Stock ID Shown:
065-487-10

Multi Mode (OM1) 62.5/125/900µm

Stock ID	Connector/ Polish	# of Fibers	Overall Length (m)
Spiral Wrapped			
065-055-10	SC/PC	6	3
065-228-10		12	
065-056-10	ST/PC	6	3
065-101-10		12	
065-812-10	LC/PC	6	3
065-179-10		12	
065-178-10	FC/PC	6	3
OFNR (Orange)			
065-372-10	SC/PC	6	3
065-373-10		12	
065-376-10	ST/PC	6	3
065-377-10		12	
065-813-10	LC/PC	6	3
065-397-10		12	

Multi Mode (OM3) 50/125/900µm

Stock ID	Connector/ Polish	# of Fibers	Overall Length (m)
OFNR (Aqua)			
065-439-10	SC/PC	6	3
065-438-10		12	
065-494-10	ST/PC	12	3
065-815-10	LC/PC	6	3
065-487-10		12	

» Point-Of-Purchase Packaging Sale Bags Include Fiber Cable, Test Data & Labeling

© Multilink® Inc. | 440.366.6966 | All Rights Reserved | December 2024
For Terms and Conditions visit: gomultilink.com/about/terms-and-conditions
Specifications subject to change without notice.

Single Mode Simplex Jumpers

For GSA / Buy American Compliant Pigtails Please Add (-ML) To The End Of Your Stock ID ex: 10-6415-ML

» Point-Of-Purchase Packaging Sale Bags Include Fiber Cable, Test Data & Labeling

www.gomultilink.com/categories/fiber-optic-assembly/jumpers

UPC / Simplex



STOCK ID	# 1 CONNECTOR	# 2 CONNECTOR	CABLE CORE/CLAD	CABLE JACKET	CABLE COLOR	LENGTH (M)
10-6310	ST/UPC	ST/UPC	9/125µm	2.9-3.0mm	Yellow	1
10-6311	ST/UPC	ST/UPC	9/125µm	2.9-3.0mm	Yellow	2
10-6312	ST/UPC	ST/UPC	9/125µm	2.9-3.0mm	Yellow	3
10-6313	ST/UPC	ST/UPC	9/125µm	2.9-3.0mm	Yellow	5
10-6314	ST/UPC	ST/UPC	9/125µm	2.9-3.0mm	Yellow	10



10-6315	SC/UPC	SC/UPC	9/125µm	2.9-3.0mm	Yellow	1
10-6316	SC/UPC	SC/UPC	9/125µm	2.9-3.0mm	Yellow	2
10-6317	SC/UPC	SC/UPC	9/125µm	2.9-3.0mm	Yellow	3
10-6318	SC/UPC	SC/UPC	9/125µm	2.9-3.0mm	Yellow	5
10-6319	SC/UPC	SC/UPC	9/125µm	2.9-3.0mm	Yellow	10



10-6320	LC/UPC	LC/UPC	9/125µm	2.9-3.0mm	Yellow	1
10-6321	LC/UPC	LC/UPC	9/125µm	2.9-3.0mm	Yellow	2
10-6322	LC/UPC	LC/UPC	9/125µm	2.9-3.0mm	Yellow	3
10-6323	LC/UPC	LC/UPC	9/125µm	2.9-3.0mm	Yellow	5
10-6324	LC/UPC	LC/UPC	9/125µm	2.9-3.0mm	Yellow	10



10-6325	FC/UPC	FC/UPC	9/125µm	2.9-3.0mm	Yellow	1
10-6326	FC/UPC	FC/UPC	9/125µm	2.9-3.0mm	Yellow	2
10-6327	FC/UPC	FC/UPC	9/125µm	2.9-3.0mm	Yellow	3
10-6328	FC/UPC	FC/UPC	9/125µm	2.9-3.0mm	Yellow	5
10-6329	FC/UPC	FC/UPC	9/125µm	2.9-3.0mm	Yellow	10

APC / Simplex



STOCK ID	# 1 CONNECTOR	# 2 CONNECTOR	CABLE CORE/CLAD	CABLE JACKET	CABLE COLOR	LENGTH (M)
10-6400	FC/APC	FC/APC	9/125µm	2.9-3.0mm	Yellow	1
10-6401	FC/APC	FC/APC	9/125µm	2.9-3.0mm	Yellow	2
10-6402	FC/APC	FC/APC	9/125µm	2.9-3.0mm	Yellow	3
10-6403	FC/APC	FC/APC	9/125µm	2.9-3.0mm	Yellow	5
10-6404	FC/APC	FC/APC	9/125µm	2.9-3.0mm	Yellow	10



10-6405	SC/APC	SC/APC	9/125µm	2.9-3.0mm	Yellow	1
10-6406	SC/APC	SC/APC	9/125µm	2.9-3.0mm	Yellow	2
10-6407	SC/APC	SC/APC	9/125µm	2.9-3.0mm	Yellow	3
10-6408	SC/APC	SC/APC	9/125µm	2.9-3.0mm	Yellow	5
10-6409	SC/APC	SC/APC	9/125µm	2.9-3.0mm	Yellow	10

© Multilink® Inc. | 440.366.6966 | All Rights Reserved | December 2024
For Terms and Conditions visit: gomultilink.com/about/terms-and-conditions
Specifications subject to change without notice.

Single Mode Duplex Jumpers

For GSA / Buy American Compliant Pigtails Please Add (-ML) To The End Of Your Stock ID ex: 10-6415-ML

» Point-Of-Purchase Packaging Sale Bags Include Fiber Cable, Test Data & Labeling

www.gomultilink.com/categories/fiber-optic-assembly/jumpers

UPC / Duplex









STOCK ID	# 1 CONNECTOR	# 2 CONNECTOR	CABLE CORE/CLAD	CABLE JACKET	CABLE COLOR	LENGTH (M)
10-6330	ST/UPC	ST/UPC	9/125µm	2.9-3.0mm	Yellow	1
10-6331	ST/UPC	ST/UPC	9/125µm	2.9-3.0mm	Yellow	2
10-6332	ST/UPC	ST/UPC	9/125µm	2.9-3.0mm	Yellow	3
10-6333	ST/UPC	ST/UPC	9/125µm	2.9-3.0mm	Yellow	5
10-6334	ST/UPC	ST/UPC	9/125µm	2.9-3.0mm	Yellow	10
10-6335	SC/UPC	SC/UPC	9/125µm	2.9-3.0mm	Yellow	1
10-6336	SC/UPC	SC/UPC	9/125µm	2.9-3.0mm	Yellow	2
10-6337	SC/UPC	SC/UPC	9/125µm	2.9-3.0mm	Yellow	3
10-6338	SC/UPC	SC/UPC	9/125µm	2.9-3.0mm	Yellow	5
10-6339	SC/UPC	SC/UPC	9/125µm	2.9-3.0mm	Yellow	10
10-6340	LC/UPC	LC/UPC	9/125µm	2.9-3.0mm	Yellow	1
10-6341	LC/UPC	LC/UPC	9/125µm	2.9-3.0mm	Yellow	2
10-6342	LC/UPC	LC/UPC	9/125µm	2.9-3.0mm	Yellow	3
10-6343	LC/UPC	LC/UPC	9/125µm	2.9-3.0mm	Yellow	5
10-6344	LC/UPC	LC/UPC	9/125µm	2.9-3.0mm	Yellow	10
10-6345	FC/UPC	FC/UPC	9/125µm	2.9-3.0mm	Yellow	1
10-6346	FC/UPC	FC/UPC	9/125µm	2.9-3.0mm	Yellow	2
10-6347	FC/UPC	FC/UPC	9/125µm	2.9-3.0mm	Yellow	3
10-6348	FC/UPC	FC/UPC	9/125µm	2.9-3.0mm	Yellow	5
10-6349	FC/UPC	FC/UPC	9/125µm	2.9-3.0mm	Yellow	10

APC / Duplex



STOCK ID	# 1 CONNECTOR	# 2 CONNECTOR	CABLE CORE/CLAD	CABLE JACKET	CABLE COLOR	LENGTH (M)
065-529-10	SC/APC	SC/APC	9/125µm	2.9-3.0mm	Yellow	1
065-527-10	SC/APC	SC/APC	9/125µm	2.9-3.0mm	Yellow	2
065-489-10	SC/APC	SC/APC	9/125µm	2.9-3.0mm	Yellow	3
065-534-10	SC/APC	SC/APC	9/125µm	2.9-3.0mm	Yellow	5
065-512-10	SC/APC	SC/APC	9/125µm	2.9-3.0mm	Yellow	10

© Multilink® Inc. | 440.366.6966 | All Rights Reserved | December 2024
For Terms and Conditions visit: gomultilink.com/about/terms-and-conditions
Specifications subject to change without notice.

This is only a spin-off of our website. Visit gomultilink.com for the most current version of this catalog which includes links to spec sheets for noted products and more.

Single Mode Hybrid Jumpers

For GSA / Buy American Compliant Pigtails Please Add (-ML) To The End Of Your Stock ID ex: 10-6415-ML

» Point-Of-Purchase Packaging Sale Bags Include Fiber Cable, Test Data & Labeling

www.gomultilink.com/categories/fiber-optic-assembly/jumpers

UPC / Simplex



STOCK ID	# 1 CONNECTOR	# 2 CONNECTOR	CABLE CORE/CLAD	CABLE JACKET	CABLE COLOR	LENGTH (M)
10-6380	ST/UPC	SC/UPC	9/125µm	2.9-3.0mm	Yellow	1
10-6381	ST/UPC	SC/UPC	9/125µm	2.9-3.0mm	Yellow	2
10-6382	ST/UPC	SC/UPC	9/125µm	2.9-3.0mm	Yellow	3
10-6383	ST/UPC	SC/UPC	9/125µm	2.9-3.0mm	Yellow	5
10-6384	ST/UPC	SC/UPC	9/125µm	2.9-3.0mm	Yellow	10



10-6385	LC/UPC	SC/UPC	9/125µm	2.9-3.0mm	Yellow	1
10-6386	LC/UPC	SC/UPC	9/125µm	2.9-3.0mm	Yellow	2
10-6387	LC/UPC	SC/UPC	9/125µm	2.9-3.0mm	Yellow	3
10-6388	LC/UPC	SC/UPC	9/125µm	2.9-3.0mm	Yellow	5
10-6389	LC/UPC	SC/UPC	9/125µm	2.9-3.0mm	Yellow	10

UPC / Duplex



STOCK ID	# 1 CONNECTOR	# 2 CONNECTOR	CABLE CORE/CLAD	CABLE JACKET	CABLE COLOR	LENGTH (M)
10-6390	ST/UPC	SC/UPC	9/125µm	2.9-3.0mm	Yellow	1
10-6391	ST/UPC	SC/UPC	9/125µm	2.9-3.0mm	Yellow	2
10-6392	ST/UPC	SC/UPC	9/125µm	2.9-3.0mm	Yellow	3
10-6393	ST/UPC	SC/UPC	9/125µm	2.9-3.0mm	Yellow	5
10-6394	ST/UPC	SC/UPC	9/125µm	2.9-3.0mm	Yellow	10



10-6395	LC/UPC	SC/UPC	9/125µm	2.9-3.0mm	Yellow	1
10-6396	LC/UPC	SC/UPC	9/125µm	2.9-3.0mm	Yellow	2
10-6397	LC/UPC	SC/UPC	9/125µm	2.9-3.0mm	Yellow	3
10-6398	LC/UPC	SC/UPC	9/125µm	2.9-3.0mm	Yellow	5
10-6399	LC/UPC	SC/UPC	9/125µm	2.9-3.0mm	Yellow	10

APC / Simplex



STOCK ID	# 1 CONNECTOR	# 2 CONNECTOR	CABLE CORE/CLAD	CABLE JACKET	CABLE COLOR	LENGTH (M)
10-6410	FC/APC	SC/APC	9/125µm	2.9-3.0mm	Yellow	1
10-6411	FC/APC	SC/APC	9/125µm	2.9-3.0mm	Yellow	2
10-6412	FC/APC	SC/APC	9/125µm	2.9-3.0mm	Yellow	3
10-6413	FC/APC	SC/APC	9/125µm	2.9-3.0mm	Yellow	5
10-6414	FC/APC	SC/APC	9/125µm	2.9-3.0mm	Yellow	10

© Multilink® Inc. | 440.366.6966 | All Rights Reserved | December 2024
For Terms and Conditions visit: gomultilink.com/about/terms-and-conditions
Specifications subject to change without notice.

Multi Mode Simplex Jumpers

For GSA / Buy American Compliant Pigtails Please Add (-ML) To The End Of Your Stock ID ex: 10-6415-ML

» Point-Of-Purchase Packaging Sale Bags Include Fiber Cable, Test Data & Labeling

www.gomultilink.com/categories/fiber-optic-assembly/jumpers







50/125µm

STOCK ID	# 1 CONNECTOR	# 2 CONNECTOR	CABLE CORE/CLAD	CABLE JACKET	CABLE COLOR	LENGTH (M)
10-6266	ST	ST	50/125µm	2.9-3.0mm	Orange	1
10-6267	ST	ST	50/125µm	2.9-3.0mm	Orange	3
10-6268	ST	ST	50/125µm	2.9-3.0mm	Orange	5
10-6269	ST	ST	50/125µm	2.9-3.0mm	Orange	10
10-6270	SC	SC	50/125µm	2.9-3.0mm	Orange	1
10-6271	SC	SC	50/125µm	2.9-3.0mm	Orange	3
10-6272	SC	SC	50/125µm	2.9-3.0mm	Orange	5
10-6273	SC	SC	50/125µm	2.9-3.0mm	Orange	10
10-6274	LC	LC	50/125µm	2.9-3.0mm	Orange	1
10-6275	LC	LC	50/125µm	2.9-3.0mm	Orange	3
10-6276	LC	LC	50/125µm	2.9-3.0mm	Orange	5
10-6277	LC	LC	50/125µm	2.9-3.0mm	Orange	10







62.5/125µm

STOCK ID	# 1 CONNECTOR	# 2 CONNECTOR	CABLE CORE/CLAD	CABLE JACKET	CABLE COLOR	LENGTH (M)
10-6241	ST	ST	62.5/125µm	2.9-3.0mm	Orange	1
10-6242	ST	ST	62.5/125µm	2.9-3.0mm	Orange	2
10-6243	ST	ST	62.5/125µm	2.9-3.0mm	Orange	3
10-6244	ST	ST	62.5/125µm	2.9-3.0mm	Orange	5
10-6245	ST	ST	62.5/125µm	2.9-3.0mm	Orange	10
10-6246	SC	SC	62.5/125µm	2.9-3.0mm	Orange	1
10-6247	SC	SC	62.5/125µm	2.9-3.0mm	Orange	2
10-6248	SC	SC	62.5/125µm	2.9-3.0mm	Orange	3
10-6249	SC	SC	62.5/125µm	2.9-3.0mm	Orange	5
10-6250	SC	SC	62.5/125µm	2.9-3.0mm	Orange	10
10-6251	LC	LC	62.5/125µm	2.9-3.0mm	Orange	1
10-6252	LC	LC	62.5/125µm	2.9-3.0mm	Orange	2
10-6253	LC	LC	62.5/125µm	2.9-3.0mm	Orange	3
10-6254	LC	LC	62.5/125µm	2.9-3.0mm	Orange	5
10-6255	LC	LC	62.5/125µm	2.9-3.0mm	Orange	10

© Multilink® Inc. | 440.366.6966 | All Rights Reserved | December 2024
For Terms and Conditions visit: gomultilink.com/about/terms-and-conditions
Specifications subject to change without notice.

Multi Mode Duplex Jumpers

For GSA / Buy American Compliant Pigtails Please Add (-ML) To The End Of Your Stock ID ex: 10-6415-ML

» Point-Of-Purchase Packaging Sale Bags Include Fiber Cable, Test Data & Labeling

www.gomultilink.com/categories/fiber-optic-assembly/jumpers







50/125µm

STOCK ID	# 1 CONNECTOR	# 2 CONNECTOR	CABLE CORE/CLAD	CABLE JACKET	CABLE COLOR	LENGTH (M)
10-6194	ST	ST	50/125µm	2.9-3.0mm	Orange	1
10-6195	ST	ST	50/125µm	2.9-3.0mm	Orange	3
10-6196	ST	ST	50/125µm	2.9-3.0mm	Orange	5
10-6197	ST	ST	50/125µm	2.9-3.0mm	Orange	10
10-6198	SC	SC	50/125µm	2.9-3.0mm	Orange	1
10-6199	SC	SC	50/125µm	2.9-3.0mm	Orange	3
10-6200	SC	SC	50/125µm	2.9-3.0mm	Orange	5
10-6201	SC	SC	50/125µm	2.9-3.0mm	Orange	10
10-6202	LC	LC	50/125µm	2.9-3.0mm	Orange	1
10-6203	LC	LC	50/125µm	2.9-3.0mm	Orange	3
10-6204	LC	LC	50/125µm	2.9-3.0mm	Orange	5
10-6205	LC	LC	50/125µm	2.9-3.0mm	Orange	10







62.5/125µm

STOCK ID	# 1 CONNECTOR	# 2 CONNECTOR	CABLE CORE/CLAD	CABLE JACKET	CABLE COLOR	LENGTH (M)
10-6278	ST	ST	62.5/125µm	2.9-3.0mm	Orange	1
10-6279	ST	ST	62.5/125µm	2.9-3.0mm	Orange	2
10-6280	ST	ST	62.5/125µm	2.9-3.0mm	Orange	3
10-6281	ST	ST	62.5/125µm	2.9-3.0mm	Orange	5
10-6282	ST	ST	62.5/125µm	2.9-3.0mm	Orange	10
10-6283	SC	SC	62.5/125µm	2.9-3.0mm	Orange	1
10-6284	SC	SC	62.5/125µm	2.9-3.0mm	Orange	2
10-6285	SC	SC	62.5/125µm	2.9-3.0mm	Orange	3
10-6286	SC	SC	62.5/125µm	2.9-3.0mm	Orange	5
10-6287	SC	SC	62.5/125µm	2.9-3.0mm	Orange	10
10-6288	LC	LC	62.5/125µm	2.9-3.0mm	Orange	1
10-6289	LC	LC	62.5/125µm	2.9-3.0mm	Orange	2
10-6290	LC	LC	62.5/125µm	2.9-3.0mm	Orange	3
10-6291	LC	LC	62.5/125µm	2.9-3.0mm	Orange	5
10-6292	LC	LC	62.5/125µm	2.9-3.0mm	Orange	10

© Multilink® Inc. | 440.366.6966 | All Rights Reserved | December 2024
For Terms and Conditions visit: gomultilink.com/about/terms-and-conditions
Specifications subject to change without notice.

Multi Mode Hybrid Jumpers

For GSA / Buy American Compliant Pigtails Please Add (-ML) To The End Of Your Stock ID ex: 10-6415-ML

» Point-Of-Purchase Packaging Sale Bags Include Fiber Cable, Test Data & Labeling

www.gomultilink.com/categories/fiber-optic-assembly/jumpers





Simplex

STOCK ID	#1 CONNECTOR	#2 CONNECTOR	CABLE CORE/CLAD	CABLE JACKET	CABLE COLOR	LENGTH (M)
10-6256	ST	SC	62.5/125µm	2.9-3.0mm	Orange	1
10-6257	ST	SC	62.5/125µm	2.9-3.0mm	Orange	2
10-6258	ST	SC	62.5/125µm	2.9-3.0mm	Orange	3
10-6259	ST	SC	62.5/125µm	2.9-3.0mm	Orange	5
10-6260	ST	SC	62.5/125µm	2.9-3.0mm	Orange	10
10-6261	SC	LC	62.5/125µm	2.9-3.0mm	Orange	1
10-6262	SC	LC	62.5/125µm	2.9-3.0mm	Orange	2
10-6263	SC	LC	62.5/125µm	2.9-3.0mm	Orange	3
10-6264	SC	LC	62.5/125µm	2.9-3.0mm	Orange	5
10-6265	SC	LC	62.5/125µm	2.9-3.0mm	Orange	10

Duplex

STOCK ID	#1 CONNECTOR	#2 CONNECTOR	CABLE CORE/CLAD	CABLE JACKET	CABLE COLOR	LENGTH (M)
10-6184	ST	SC	62.5/125µm	2.9-3.0mm	Orange	1
10-6185	ST	SC	62.5/125µm	2.9-3.0mm	Orange	2
10-6186	ST	SC	62.5/125µm	2.9-3.0mm	Orange	3
10-6187	ST	SC	62.5/125µm	2.9-3.0mm	Orange	5
10-6188	ST	SC	62.5/125µm	2.9-3.0mm	Orange	10
10-6189	SC	LC	62.5/125µm	2.9-3.0mm	Orange	1
10-6190	SC	LC	62.5/125µm	2.9-3.0mm	Orange	2
10-6191	SC	LC	62.5/125µm	2.9-3.0mm	Orange	3
10-6192	SC	LC	62.5/125µm	2.9-3.0mm	Orange	5
10-6193	SC	LC	62.5/125µm	2.9-3.0mm	Orange	10







10Gig Fiber Jumper

For GSA / Buy American Compliant Pigtails
Please Add (-ML) To The End Of Your Stock ID ex: 10-6415-ML





50/125µm

STOCK ID	#1 CONNECTOR	#2 CONNECTOR	CABLE CORE/CLAD	CABLE JACKET	CABLE COLOR	LENGTH (M)
10-6229	SC	SC	50/125µm	3.0mm	Aqua	1
10-6230	SC	SC	50/125µm	3.0mm	Aqua	2
10-6231	SC	SC	50/125µm	3.0mm	Aqua	3
10-6232	SC	SC	50/125µm	3.0mm	Aqua	5
10-6237	LC	LC	50/125µm	3.0mm	Aqua	1
10-6238	LC	LC	50/125µm	3.0mm	Aqua	2
10-6239	LC	LC	50/125µm	3.0mm	Aqua	3
10-6240	LC	LC	50/125µm	3.0mm	Aqua	5

© Multilink® Inc. | 440.366.6966 | All Rights Reserved | December 2024
For Terms and Conditions visit: gomultilink.com/about/terms-and-conditions
Specifications subject to change without notice.

This is only a spin-off of our website. Visit gomultilink.com for the most current version of this catalog which includes links to spec sheets for noted products and more.

Node Assembly

www.gomultilink.com/categories/fiber-optic-assembly/node-assembly



Node Assembly

STOCK ID	DESCRIPTION	LENGTH
066-742-10-ML	6 Fiber SC/APC OSP	100 ft.
066-074-10-ML	6 Fiber SC/APC OSP Armored	100 ft.
066-098-20-ML	6 Fiber SC/APC OSP Armored	200 ft.
066-883-10-ML	8 Fiber SC/APC OSP	100 ft.
066-658-070-ML	12 Fiber LC/UPC OSP Armored	100 ft.

*This is just a sampling of our node assemblies, many others are available. Contact us at 440.366.6966 for more information.

© Multilink® Inc. | 440.366.6966 | All Rights Reserved | December 2024
For Terms and Conditions visit: gomultilink.com/about/terms-and-conditions
Specifications subject to change without notice.



Online Fiber Configurator

www.gomultilink.com/fiber-configurator/

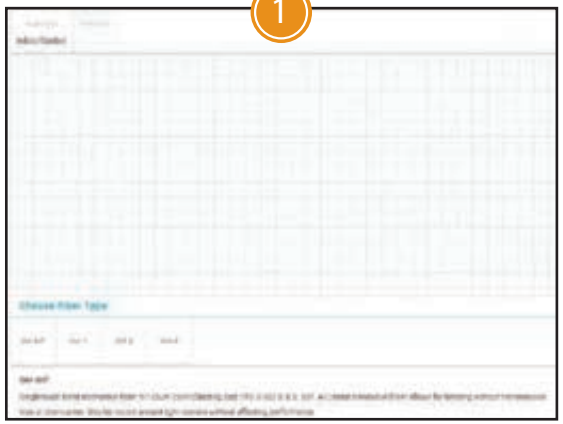

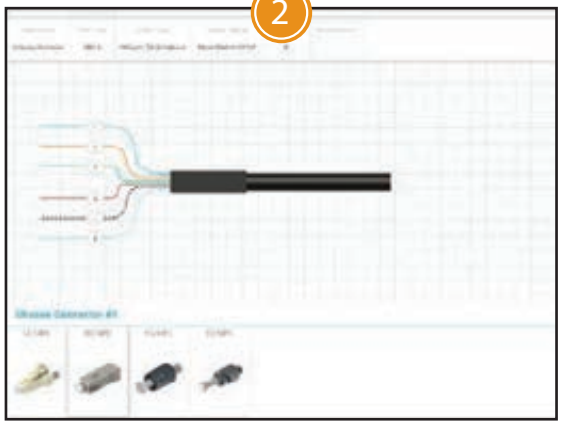

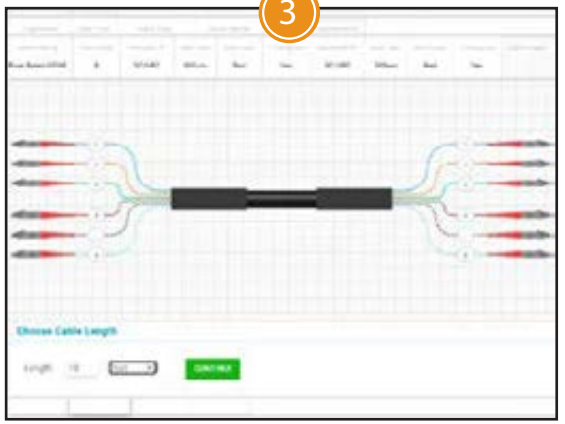

Configurators are powerful tools that allow businesses to communicate with customers to create custom-tailored products. Multilink has created custom configurators throughout the product pages on their website. In addition, a **specialized fiber configurator** is accessible through the main product menu on the website. This interactive form provides a step by step ordering process for fiber.

Above are a few screens demonstrating the live drawing of the fiber configuration as the build is being selected.

This online visualization technology is designed to eliminate user error. Having been built with the user experience in mind, anyone can learn their way around this simple configurator with ease.

To be more specific, this tool allows customers to personalize their fiber assemblies, allowing them to select everything from major components such as fiber and connectors all the way down to details such as boot type and color.

The configurator has a number of features to make the process as smooth as possible. It illustrates a picture of what your assembly will look like as you're building it, allowing you to visualize the finished product. Additionally, the configurator is responsive and no matter what combination of components you choose, the configurator will only present you with possible options.

© Multilink® Inc. | 440.366.6966 | All Rights Reserved | December 2024
For Terms and Conditions visit: gomultilink.com/about/terms-and-conditions
Specifications subject to change without notice.



Fiber Cable & Assembly

Reducing installation and maintenance times in edge network deployment has become an everyday essential. Boasting low insertion loss ratings and minimal installation time, our field installables and push fiber make work easier. They also allow field technicians to utilize bulk fiber, eliminating the need to stock multiple connector variations at numerous cable lengths.

Mechanical Connectors
page 52

H IP Field Installable Connectors
page 56

SpeedFlex™
page 61

© Multilink® Inc. | 440.366.6966 | All Rights Reserved | December 2024
For Terms and Conditions visit: gomultilink.com/about/terms-and-conditions
Specifications subject to change without notice.

Mechanical Connectors

With outstanding loss ratings combined with lightning speed installation times, our mechanical field installable connectors have been field tested for reliability and longevity. These connectors have a typical installation time of 2-3 minutes while yielding a typical loss rating of .30dB. They are great for terminations at the drop installation points of your network.

- » Typical installation time of 2-3 minutes
- » .30dB - .50dB, typical
- » Reusable up to 5 times

www.gomultilink.com/categories/connectors



RELIABLE | QUICK INSTALLATION | REUSABLE





Mechanical Connectors

Stock ID	Fiber Category	Connector Type	Polish	Cable Compatibility	Typical Insertion Loss
066-024-10	Singlemode (OS1)	SC/UPC	UPC	250µm/900µm	0.3-0.5 dB
066-223-10	Singlemode (OS1)	SC/UPC	UPC	2mm	0.3-0.5 dB
066-215-10	Singlemode (OS1)	SC/UPC	UPC	3mm	0.3-0.5 dB
066-025-10	Singlemode (OS1)	SC/APC	APC	250µm/900µm	0.3-0.5 dB
066-222-10	Singlemode (OS1)	SC/APC	APC	2mm	0.3-0.5 dB
066-214-10	Singlemode (OS1)	SC/APC	APC	3mm	0.3-0.5 dB
066-027-10	Multimode (OM1)	SC/UPC	UPC	250µm/900µm	0.3-0.5 dB
066-132-10	Multimode (OM2) Multimode (OM3) Multimode (OM4)	SC/UPC	UPC	250µm/900µm	0.3-0.5 dB
066-221-10	Singlemode (OS1)	LC/UPC	UPC	2mm	0.3-0.5 dB
066-213-10	Singlemode (OS1)	LC/UPC	UPC	3mm	0.3-0.5 dB
066-216-10	Singlemode (OS1)	LC/APC	APC	2mm	0.3-0.5 dB
066-212-10	Singlemode (OS1)	LC/APC	APC	3mm	0.3-0.5 dB

© Multilink® Inc. | 440.366.6966 | All Rights Reserved | December 2024
For Terms and Conditions visit: gomultilink.com/about/terms-and-conditions
Specifications subject to change without notice.

Surelight® Flat Drop Cable

www.gomultilink.com/categories/fiber-optic-cable/surelight-flat-drop-cable



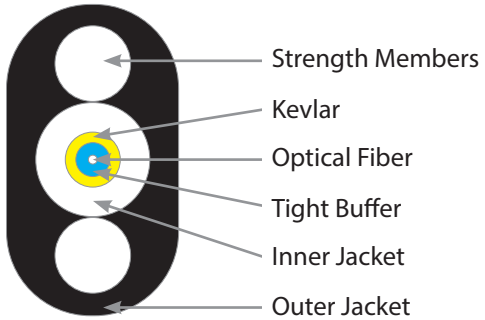



SPECS

Surelight® Flat Drop Cable

STOCK ID	DESCRIPTION	MATERIAL	FIBER COUNT	FIBER TYPE	FIBER CATEGORY
066-054-10-ML	Toneable Flat Drop Cable Tested and approved to meet Telcordia specifications UL listed, 1,000 Ft. Reel	Inner Jacket: Low Smoke Zero Halogen Outer Jacket: High Density Polyethylene	1	Flat Drop	Single-mode
066-055-10-ML	Non-toneable Flat Drop Cable Tested and approved to meet Telcordia specifications UL listed, 1,000 Ft. Reel	Inner Jacket: Low Smoke Zero Halogen Outer Jacket: High Density Polyethylene	1	Flat Drop	Single-mode

© Multilink® Inc. | 440.366.6966 | All Rights Reserved | December 2024
For Terms and Conditions visit: gomultilink.com/about/terms-and-conditions
Specifications subject to change without notice.

This is only a spin-off of our website. Visit gomultilink.com for the most current version of this catalog which includes links to spec sheets for noted products SPECS and more.

H IP Field Installable Connectors

Visit our youtube channel for our installation video: youtu.be/AX71aOUM_pk

H IP Field Installation in 5 Easy Steps!

Multilink's Hardened Ingress Protection (H IP) Connector provides the perfect solution for drop fiber deployment by preventing issues like drop damage, environmental damage and connection failure. They allow installers to terminate four different styles of bulk fiber in the field: flat, round, ROC™ drop and Multilink's proprietary SpeedFlex®.

One of the H IP Connector's defining features is ease of installation: it can be installed on the back of any technician's truck in **five simple steps that take less than five minutes**.

Multilink offers a field installable tool kit that comes with everything you need to install the H IP at www.gomultilink.com/categories/fiber-optic-tool-kits.











1

1. Gather product and tools.

- 3 Hole Fiber Stripper
- Cable Slit & Ring Tool
- Wire & Kevlar Cutting Shears
- 2.5mm Fiber Connector Cleaner
- Visual Fault Locator
- Fiber Wipes

2

2. Separate parts into 3 groups specified above and slide group 1 onto the cable.

Group 1: Connector Nut, Boot, Tether, Coupler, External Housing, Crimp Ring

Group 2: Field Installable SC/APC Connector

Group 3: Internal Housing Assembly: Collar Clamps and Collar

3

3. Mark the fiber with the template, remove Kevlar strands and coating and cleave the fiber.

4

4. Test your connection and crimp the fiber.

5

5. Assemble Group 3 (Internal Housing Assembly). Align arrow on External Housing with the groove on Internal Housing. Slide External housing over Internal Housing Assembly. Slide the remaining parts from Group 1 onto External Housing and screw Connector Nut into place.

© Multilink® Inc. | 440.366.6966 | All Rights Reserved | December 2024
For Terms and Conditions visit: gomultilink.com/about/terms-and-conditions
Specifications subject to change without notice.

H IP Field Installable Connectors

We offer the right field installable for your networks' type of fiber drop! The H IP Field Installable can be utilized with flat, round, ROC® and SpeedFlex™ drop fibers. A simplified installation process utilizing standard fiber tools are what set our H IP apart from the competitors. Great for faster drop deployment times all while ensuring high network quality.

- » Enables large cost reduction
- » Provides quick drop deployment
- » Reduces subscriber down time
- » No special tools or technicians necessary

www.gomultilink.com/categories/h-ip-connector



H IP Templates

Stock ID	Description	Cable Compatibility
649-345-10	Stripping Template H IP Field Installable Compression	Flat Drop
649-345-20	Stripping Template H IP Field Installable Compression	ROC™ Drop & Round Drop
649-312-10	Stripping Template H IP Field Installable Heat Shrink	Flat Drop

H IP Connectors

	Stock ID	Description	Fiber Category	Connector Type	Cable Compatibility	Typical dB Loss
	**066-458-40** **066-458-60**	Surelight® H IP Heat Shrink	Singlemode (OS2)	SC/APC	Flat Drop ROC™ Drop & Round Drop	0.3-0.5 dB
	**066-458-45**	Surelight® H IP Compression Field Installable Connector	Singlemode (OS2)	SC/APC	Flat Drop	0.3-0.5 dB
	**066-458-65**	Surelight® H IP Compression Field Installable Connector	Singlemode (OS2)	SC/APC	Round Drop	0.3-0.5 dB
	**066-458-67**	Surelight® H IP Compression Field Installable Connector	Singlemode (OS2)	SC/APC	ROC™ Drop *(a registered trademark of Corning)*	0.3-0.5 dB
	**066-458-85**	Surelight® H IP Compression Field Installable Connector	Singlemode (OS2)	SC/APC	SpeedFlex™	0.3-0.5 dB

© Multilink® Inc. | 440.366.6966 | All Rights Reserved | December 2024
For Terms and Conditions visit: gomultilink.com/about/terms-and-conditions
Specifications subject to change without notice.

Tool Kits

Having the correct fiber installation tools is imperative to properly install a field installable connector. Our tool kits make it possible to properly access and prepare many different fiber cables for mid-span splicing and fiber termination. Each tool in our kit has been hand picked to help installers make quick, easy and reliable terminations in the field.

» High quality standard fiber termination tools

www.gomultilink.com/categories/fiber-optic-tool-kits

Multilink® Great Ideas at Work!

Tools Included

3 Hole Fiber Optic Stripper	Fiber Optic Drop Cable Slitter
Fiber Cleaver	Cable Slit & Ring Tool
Wire & Kevlar Cutting Shears	Visual Fault Locator (VFL) Kit
Fiber Connector Cleaner 2.5mm	Fiber Wipes
Crimp Tool	



Precision Cleaver



Basic Cleaver



Fiber Optic Tool Kits

STOCK ID	DESCRIPTION
Surelight® Field Installable Fiber Optic Tool Kit	
072-656-20	Surelight® Field Installable Fiber Optic Tool Kit w/ Basic Fiber Cleaver
072-656-21	Surelight® Field Installable Fiber Optic Tool Kit w/ High Precision Fiber Cleaver

EXFO Connection Checker

STOCK ID	DESCRIPTION	FIELD OF VIEW	PASS/FAIL ANALYSIS	CONNECTIVITY
085-319-10	Compact, intuitive, with adapted pass/fail thresholds and cloud-hosted job management to ensure compliance and trouble-free activation in one click. includes USB-A to USB-C cable and protective cap and cord assembly.	Single-fiber: 0.75 mm × 0.75 mm	5-bar rating for FTTH networks	Bluetooth® and Wi-Fi



© Multilink® Inc. | 440.366.6966 | All Rights Reserved | December 2024
For Terms and Conditions visit: gomultilink.com/about/terms-and-conditions
Specifications subject to change without notice.

Fiber Accessories

www.gomultilink.com/categories/fiber-connectivity/fanout-kits



Why make the task of splicing fiber optic cable any harder than it has to be? Other manufacturers may offer flexible buffer tubing, but they only come in one color, making it to easy to mismatch fiber. Multiflex™ is color coded to the standardized specifications used by fiber optic cable manufactures to allow you to easily identify and match fiber during the splicing process. Multiflex™ comes in twelve standardized colors and is available in bulk quantities of 50' rolls. It is also free flexing, making the fiber more manageable and easier to handle in the close confines of the splice enclosure. So give Multiflex™ a try next time you splice fiber optic cable, and you'll see the difference it makes.

Free-Flexing, Color Coded Buffer Tubing

	STOCK ID	DESCRIPTION	DIMENSIONS	UOM
SPECS	**72010**	2000-BL-K-Muliflex™ Blue Buffer Tubing (Bulk)	50' Roll	Each
SPECS	**72020**	2000-OR-K-Muliflex™ Orange Buffer Tubing (Bulk)	50' Roll	Each
SPECS	**72110**	2000-GR-K-Muliflex™ Green Buffer Tubing (Bulk)	50' Roll	Each
SPECS	**72120**	2000-BR-K-Muliflex™ Brown Buffer Tubing (Bulk)	50' Roll	Each
SPECS	**72210**	2000-SL-K-Muliflex™ Slate Buffer Tubing (Bulk)	50' Roll	Each
SPECS	**72220**	2000-WH-K-Muliflex™ White Buffer Tubing (Bulk)	50' Roll	Each
SPECS	**72310**	2000-RD-K-Muliflex™ Red Buffer Tubing (Bulk)	50' Roll	Each
SPECS	**72320**	2000-BK-K-Muliflex™ Black Buffer Tubing (Bulk)	50' Roll	Each
SPECS	**72410**	2000-YL-K-Muliflex™ Yellow Buffer Tubing (Bulk)	50' Roll	Each
SPECS	**72420**	2000-VI-K-Muliflex™ Violet Buffer Tubing (Bulk)	50' Roll	Each
SPECS	**72510**	2000-RS-K-Muliflex™ Rose Buffer Tubing (Bulk)	50' Roll	Each
SPECS	**72520**	2000-AQ-K-Muliflex™ Aqua Buffer Tubing (Bulk)	50' Roll	Each



Fiber Fan Out Kits

	STOCK ID	DESCRIPTION	UOM
SPECS	**065-744-10**	Fan Out Kit - 6 Fiber - 25", 900µm	Each
SPECS	**066-526-10**	Fan Out Kit - 6 Fiber Fan Out Kit - 36", 900µm	Each
SPECS	**065-745-10**	Fan Out Kit - 12 Fiber - 25", 900µm	Each
SPECS	**065-749-10**	Fan Out Kit - 12 Fiber - 36", 900µm	Each
SPECS	**066-562-10**	Fan Out Kit - 24 Fiber Fan Out Kit - 25", 900µm	Each
SPECS	**066-527-10**	Fan Out Kit - 24 Fiber Fan Out Kit - 36", 900µm	Each

© Multilink® Inc. | 440.366.6966 | All Rights Reserved | December 2024
For Terms and Conditions visit: gomultilink.com/about/terms-and-conditions
Specifications subject to change without notice.

Fiber Accessories

www.gomultilink.com/categories/accessories-maintenance/fiber-accessories

Cleaning Accessories



STOCK ID	DESCRIPTION	UOM
2.5mm Fiber Connector Cleaner		
964-019-10	2.5mm Fiber Connector Cleaner	Each



Lint Free Kimwipes®		
10-6171	Part # F1-34-155: Lint Free Kimwipes® / 280/Box	Each



Fiber Optic Wipes, Single Pack, 3"x4"		
964-009-10	Pre-saturated wipe with 95% Isopropyl Alcohol. Necessary for the installation, maintenance and management of our fiber products	



Isopropyl Alcohol		
10-6168	Part # F1-00728: Bottle Alcohol / 28oz.	Each



Alcohol Bottle Amber Glass		
10-6169	Part # F1-007P: Bottle Alcohol / 28oz.	Each



The transparent plastic tube and stainless steel rod are designed to prevent stress and protect fusion fiber optic splices in field and factory operations. Sleeves are made of ethylene vinyl acetate (EVA) with heat activated memory, which causes them to shrink under heat. Sleeves shrink tightly to exclude air and hold the rod firmly, preventing abrasion of delicate glass fibers. Available in 60mm and 40mm.

Fiber Optic Protective Sleeves

STOCK ID	PART #	DESCRIPTION	DIMENSIONS	UOM
76500	MF-2170	Fiber Optic Protective Sleeves 60mm	60mm	50
76501	DH-1-40	Fiber Optic Protective Sleeves 40mm	40mm	50
065-725-10	N/A	F/Fbr Optic Ribbon Protective	Ribbon	50
065-383-10	N/A	Ribbon Fiber Protector	Ribbon	EA



Fiber optic cable cleaner is used for quick and easy removal of cable gels, greases, tars, and oils from fiber optic and coax cables. Leaves no residue! This effective (full-strength) formula evaporates completely and contains no hazardous materials.

Fiber Prep Cable Cleaner

75200	2200-FOW	Foil Pack F/O Cable Wipe	-	Each
75202	2320-FC	F/O Cable Cleaner (not shown above)	32 oz.	Each
75203	2100-FC	F/O Cable Cleaner	128 oz.	Each

© Multilink® Inc. | 440.366.6966 | All Rights Reserved | December 2024
For Terms and Conditions visit: gomultilink.com/about/terms-and-conditions
Specifications subject to change without notice.

Splice on Connectors

Using factory terminated, pre-polished connectors, the Surelight® Splice-On Connectors provide a connection meeting or exceeding industry standards for loss and back reflection. They come with a factory cleaved 900µm fiber stub to ensure ease of use and optimal performance. The unique 900µm boot allows the entire splice to be concealed and protected for a simpler cable management system within the rack or enclosure. Termination is simple, remove the cleave protector, place the connector into the holder, place the holder in the splicer, load the prepared field fiber into the splicer, and the connector is ready to be terminated.

- 900µm boot protects splice for easy cable management
- Includes color coded 900µm buffer, boot, cleave protector and dust cap
- Universal holders for multiple fusion splicers
- 20 year prorated warranty

www.gomultilink.com/categories/splice-on-connectors

Splice on Connectors

	Stock ID	Quantity	Fiber Category	Connector Type	Cable Compatibility	Optical Return Loss	Insertion Loss
	**066-967-10**	10	Singlemode (OS2)	SC/APC	900µm	>65dB >55dB	0.3dB (0.15dB typical)
	**066-968-10**	10	Singlemode (OS2)	SC/UPC	900µm	>65dB >55dB	0.3dB (0.15dB typical)
	**066-969-10**	10	Singlemode (OS2)	LC/APC	900µm	>65dB >55dB	0.3dB (0.15dB typical)
	**066-970-10**	10	Singlemode (OS2)	LC/UPC	900µm	>65dB >55dB	0.3dB (0.15dB typical)

© Multilink® Inc. | 440.366.6966 | All Rights Reserved | December 2024
For Terms and Conditions visit: gomultilink.com/about/terms-and-conditions
Specifications subject to change without notice.

SpeedFlex™

Multilink's SpeedFlex™ Push Fiber is a strong but flexible fiber cable designed to be installed in rigid and flexible conduit which can be stapled directly to the wall. With the ability to carry up to 12 fibers inside, Multilink's SpeedFlex™ Push Fiber is unique to the push/pull fiber industry. The 900µm fiber is bend-insensitive and properly color coded to EIA/TIA standards. SpeedFlex™ comes in a 100 ft. payout box or 1000 ft. contractor box. SpeedFlex™ comes with printed measurements so you always know how much you have left. It is also available with a factory terminated connector upon request and is pushable up to 1000 ft.







STOCK ID	DESCRIPTION	FIBER COUNT	FIBER TYPE	COLOR
SpeedFlex™ 1 Fiber 3.0mm Cable 100 Ft. Payout Box				
066-160-20	SpeedFlex™ 1 Fiber 3.0mm Black (Indoor) 100 Ft. Payout Box	1, 2, 4, 6, & 12	Single Mode – ITU G.657.A1 & B2, G.652.D	Black
066-160-21	SpeedFlex™ 1 Fiber 3.0mm White (Indoor/Outdoor) 100 Ft. Payout Box	1, 2, 4, 6, & 12	Single Mode – ITU G.657.A1 & B2, G.652.D	White
066-160-23	SpeedFlex™ 1 Fiber 3.0mm Beige (Indoor/Outdoor) 100 Ft. Payout Box	1, 2, 4, 6, & 12	Single Mode – ITU G.657.A1 & B2, G.652.D	Beige
066-160-22	SpeedFlex™ 1 Fiber 3.0mm Orange (Burial) 100 Ft. Payout Box	1, 2, 4, 6, & 12	Single Mode – ITU G.657.A1 & B2, G.652.D	Orange
SpeedFlex™ 1 Fiber 3.0mm Cable 1000 Ft. Contractor Box				
066-160-30	SpeedFlex™ 1 Fiber 3.0mm Black (Indoor) 1000 Ft. Contractor Box	1, 2, 4, 6, & 12	Single Mode – ITU G.657.A1 & B2, G.652.D	Black
066-160-31	SpeedFlex™ 1 Fiber 3.0mm White (Indoor/Outdoor) 1000 Ft. Contractor Box	1, 2, 4, 6, & 12	Single Mode – ITU G.657.A1 & B2, G.652.D	White
066-160-33	SpeedFlex™ 1 Fiber 3.0mm Beige (Indoor/Outdoor) 1000 Ft. Contractor Box	1, 2, 4, 6, & 12	Single Mode – ITU G.657.A1 & B2, G.652.D	Beige
066-160-32	SpeedFlex™ 1 Fiber 3.0mm Orange (Burial) 1000 Ft. Contractor Box	1, 2, 4, 6, & 12	Single Mode – ITU G.657.A1 & B2, G.652.D	Orange
SpeedFlex™ 2 Fiber Cable 100 Ft. Payout Box				
066-161-20	SpeedFlex™ 2 Fiber Black (Indoor) 100 Ft. Payout Box	1, 2, 4, 6, & 12	Single Mode – ITU G.657.A1 & B2, G.652.D	Black
066-161-21	SpeedFlex™ 2 Fiber White (Indoor/Outdoor) 100 Ft. Payout Box	1, 2, 4, 6, & 12	Single Mode – ITU G.657.A1 & B2, G.652.D	White
066-161-23	SpeedFlex™ 2 Fiber Beige (Indoor/Outdoor) 100 Ft. Payout Box	1, 2, 4, 6, & 12	Single Mode – ITU G.657.A1 & B2, G.652.D	Beige
066-161-22	SpeedFlex™ 2 Fiber Orange (Burial) 100 Ft. Payout Box	1, 2, 4, 6, & 12	Single Mode – ITU G.657.A1 & B2, G.652.D	Orange
SpeedFlex™ 2 Fiber Cable 1000 Ft. Contractor Box				
066-161-30	SpeedFlex™ 2 Fiber Black (Indoor) 1000 Ft. Contractor Box	1, 2, 4, 6, & 12	Single Mode – ITU G.657.A1 & B2, G.652.D	Black
066-161-31	SpeedFlex™ 2 Fiber White (Indoor/Outdoor) 1000 Ft. Contractor Box	1, 2, 4, 6, & 12	Single Mode – ITU G.657.A1 & B2, G.652.D	White
066-161-33	SpeedFlex™ 2 Fiber Beige (Indoor/Outdoor) 1000 Ft. Contractor Box	1, 2, 4, 6, & 12	Single Mode – ITU G.657.A1 & B2, G.652.D	Beige
066-161-32	SpeedFlex™ 2 Fiber Orange (Burial) 1000 Ft. Contractor Box	1, 2, 4, 6, & 12	Single Mode – ITU G.657.A1 & B2, G.652.D	Orange

Multilink's Speedflex™ is manufactured in Middlefield, Ohio and is BABAA compliant.
Visit our website to see what other quality products that are also BABAA compliant.

© Multilink® Inc. | 440.366.6966 | All Rights Reserved | December 2024
For Terms and Conditions visit: gomultilink.com/about/terms-and-conditions
Specifications subject to change without notice.

SpeedFlex™



STOCK ID	DESCRIPTION	FIBER COUNT	FIBER TYPE	COLOR
SpeedFlex™ 2 Fiber Cable 100 Ft. Payout Box				
066-161-20	SpeedFlex™ 2 Fiber Black (Indoor) 100 Ft. Payout Box	1, 2, 4, 6, & 12	Single Mode – ITU G.657.A1 & B2, G.652.D	Black
066-161-21	SpeedFlex™ 2 Fiber White (Indoor/Outdoor) 100 Ft. Payout Box	1, 2, 4, 6, & 12	Single Mode – ITU G.657.A1 & B2, G.652.D	White
066-161-23	SpeedFlex™ 2 Fiber Beige (Indoor/Outdoor) 100 Ft. Payout Box	1, 2, 4, 6, & 12	Single Mode – ITU G.657.A1 & B2, G.652.D	Beige
066-161-22	SpeedFlex™ 2 Fiber Orange (Burial) 100 Ft. Payout Box	1, 2, 4, 6, & 12	Single Mode – ITU G.657.A1 & B2, G.652.D	Orange



SpeedFlex™ 2 Fiber Cable 1000 Ft. Contractor Box				
066-161-30	SpeedFlex™ 2 Fiber Black (Indoor) 1000 Ft. Contractor Box	1, 2, 4, 6, & 12	Single Mode – ITU G.657.A1 & B2, G.652.D	Black
066-161-31	SpeedFlex™ 2 Fiber White (Indoor/Outdoor) 1000 Ft. Contractor Box	1, 2, 4, 6, & 12	Single Mode – ITU G.657.A1 & B2, G.652.D	White
066-161-33	SpeedFlex™ 2 Fiber Beige (Indoor/Outdoor) 1000 Ft. Contractor Box	1, 2, 4, 6, & 12	Single Mode – ITU G.657.A1 & B2, G.652.D	Beige
066-161-32	SpeedFlex™ 2 Fiber Orange (Burial) 1000 Ft. Contractor Box	1, 2, 4, 6, & 12	Single Mode – ITU G.657.A1 & B2, G.652.D	Orange

 © Multilink® Inc. | 440.366.6966 | All Rights Reserved | December 2024
For Terms and Conditions visit: gomultilink.com/about/terms-and-conditions
Specifications subject to change without notice.

MicroDuct™ Fiber Optic Duct

Our MicroDuct™ Fiber Optic Ducts protect your sensitive fiber optic cables with a rigid PVC exterior that can take any corner without damaging or bending. With a flexural strength of 11,000 psi, a bend radius of six inches and a high impact strength rating, Multilink's MicroDuct™ is ideal for in-ground use. Features include Super Slic™ lining, optional tracer wire, printed footage markings and various different fiber counts.

- » Super Slic™ permanent lining makes pushing and pulling fiber easy
- » Printed Sequential Footage
- » Chemical and weather resistance, high impact strength rating
- » No lubricant needed
- » Lowest coefficient of friction
- » Riser applications for interior use

www.gomultilink.com/categories/fiber-optic-duct

Available with custom printing.



EASILY PUSH & PULL FIBER | WEATHER RESISTANT | CHEMICAL RESISTANT



© Multilink® Inc. | 440.366.6966 | All Rights Reserved | December 2024
For Terms and Conditions visit: gomultilink.com/about/terms-and-conditions
Specifications subject to change without notice.

MicroDuct™ Fiber Optic Duct

www.gomultilink.com/categories/fiber-optic-duct



MicroDuct™

STOCK ID	DESCRIPTION	INNER DIAMETER	OUTER DIAMETER	TRACER	FIBER COUNT	FIBER TYPE	COLOR	LENGTH
Super Slic Plus MicroDuct™								
039-663-10	Rigid Flexible PVC MicroDuct™, w/o Tracer	.22"	.38"	No	N/A	N/A	White	1,000 ft
066-520-41	Rigid Flexible PVC, 1 Fiber SpeedFlex™, w/o Tracer	.22"	.38"	No	1	SpeedFlex™	White	1,000 ft

NOTE: Also available with pull tape.

Micro Duct Accessories

STOCK ID	DESCRIPTION	DIMENSIONS	MATERIAL
085-158-10	Duct Cutters		Body - Plastic, Blade - Stainless Steel
039-662-20	MicroDuct™ Coupler	Inner Diameter: .375"	Plastic



Multilink's Raceway and Microduct are manufactured in Middlefield, Ohio and are BABAA compliant. Visit our website to see what other quality products are also BABAA compliant.

© Multilink® Inc. | 440.366.6966 | All Rights Reserved | December 2024
For Terms and Conditions visit: gomultilink.com/about/terms-and-conditions
Specifications subject to change without notice.



Mass Distribution Points

Cabinets are critical network components that are often overlooked. Cabinets can be considered an extension of your head-end or central office or even a miniature hub site. With that in mind, Multilink's line of cabinets are engineered to withstand many different environments and levels of abuse. They are fabricated and powder coated at our campus located in Ohio. Our cabinets are designed for a variety of applications and climates and feature options such as air conditioning, tamper switches, and heat exchangers so you can be sure your equipment will be safe in a Multilink cabinet.

FDH Cabinets
page 67

Rack Rail Cabinets
page 71

5000 & 6000 Series Cabinets
page 76

© Multilink® Inc. | 440.366.6966 | All Rights Reserved | December 2024
For Terms and Conditions visit: gomultilink.com/about/terms-and-conditions
Specifications subject to change without notice.

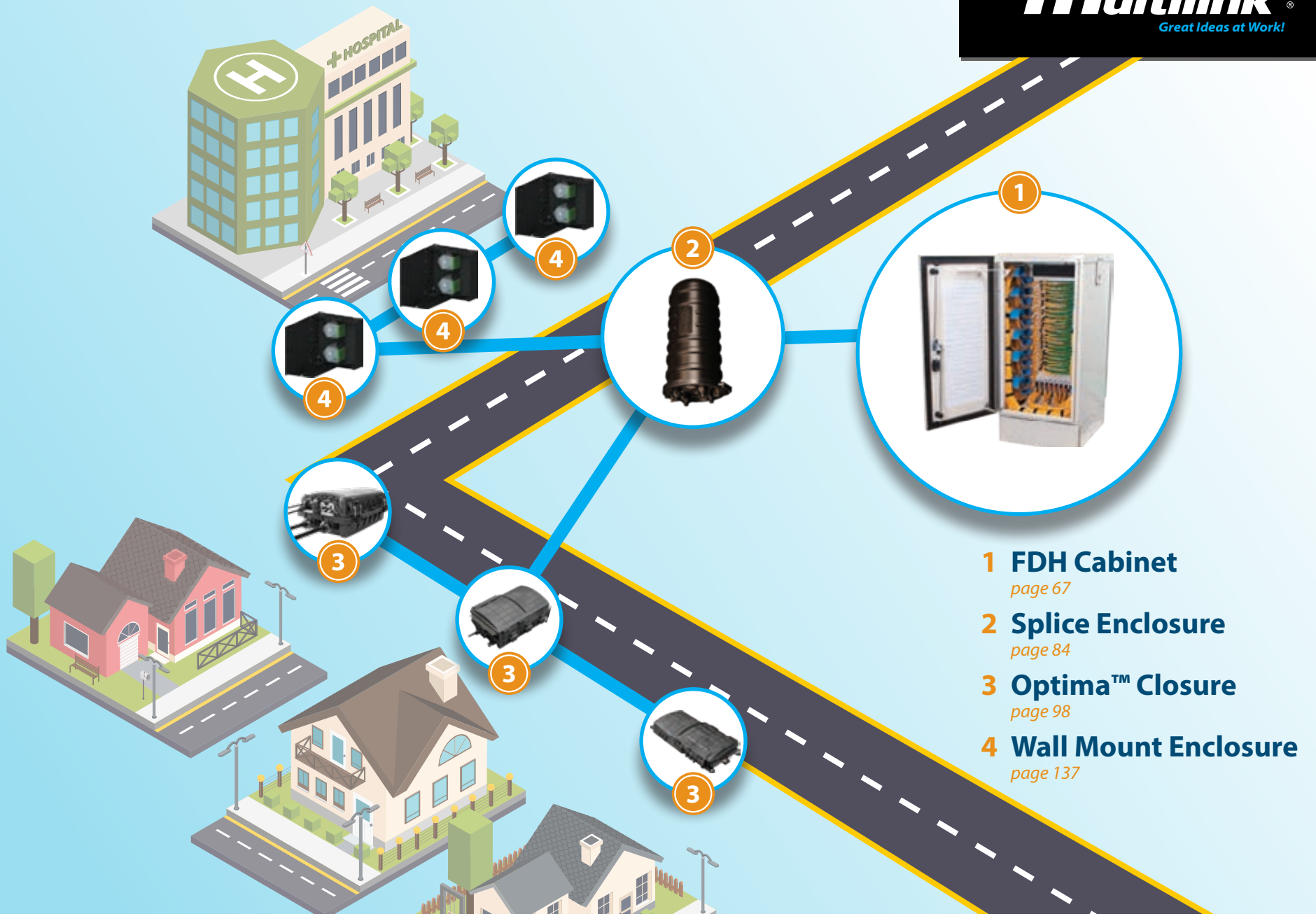

1 **FDH Cabinet**
page 67

2 **Splice Enclosure**
page 84

3 **Optima™ Closure**
page 98

4 **Wall Mount Enclosure**
page 137

 © Multilink® Inc. | 440.366.6966 | All Rights Reserved | December 2024
Specifications subject to change without notice.

This is only a spin-off of our website. Visit www.gomultilink.com for the most current version of this catalog which includes links to spec sheets for noted products and more.

Fiber Distribution Hub (FDH)

Multilink's Fiber Distribution Hubs are engineered for excellent fiber management and intuitively designed for cross-connect configurations, configurable splitting and plug-and-play technologies. Our line of FDH cabinets can be ground, pole, and wall mounted. Customized cabinets are available and are designed in-house by our highly talented engineering department. All FDH cabinets are designed to meet Telcordia and NEMA specifications.

- » Customizable
- » Field expansion capabilities
- » High fiber capacity
- » Excellent fiber management

www.gomultilink.com/categories/fdh-cabinets



CONFIGURABLE SPLITTING | CUSTOM DESIGNED IN-HOUSE | PLUG-AND-PLAY



© Multilink® Inc. | 440.366.6966 | All Rights Reserved | December 2024
For Terms and Conditions visit: gomultilink.com/about/terms-and-conditions
Specifications subject to change without notice.

Fiber Distribution Hubs (FDH)

www.gomultilink.com/categories/cabinets/fdh-cabinets

FDH Configurator

Our configurators are also available online for easy ordering. Each FDH product page has a straightforward drop down menu that allows for quick specifications and ordering, saving you time and simplifying the process.

Ordering Information

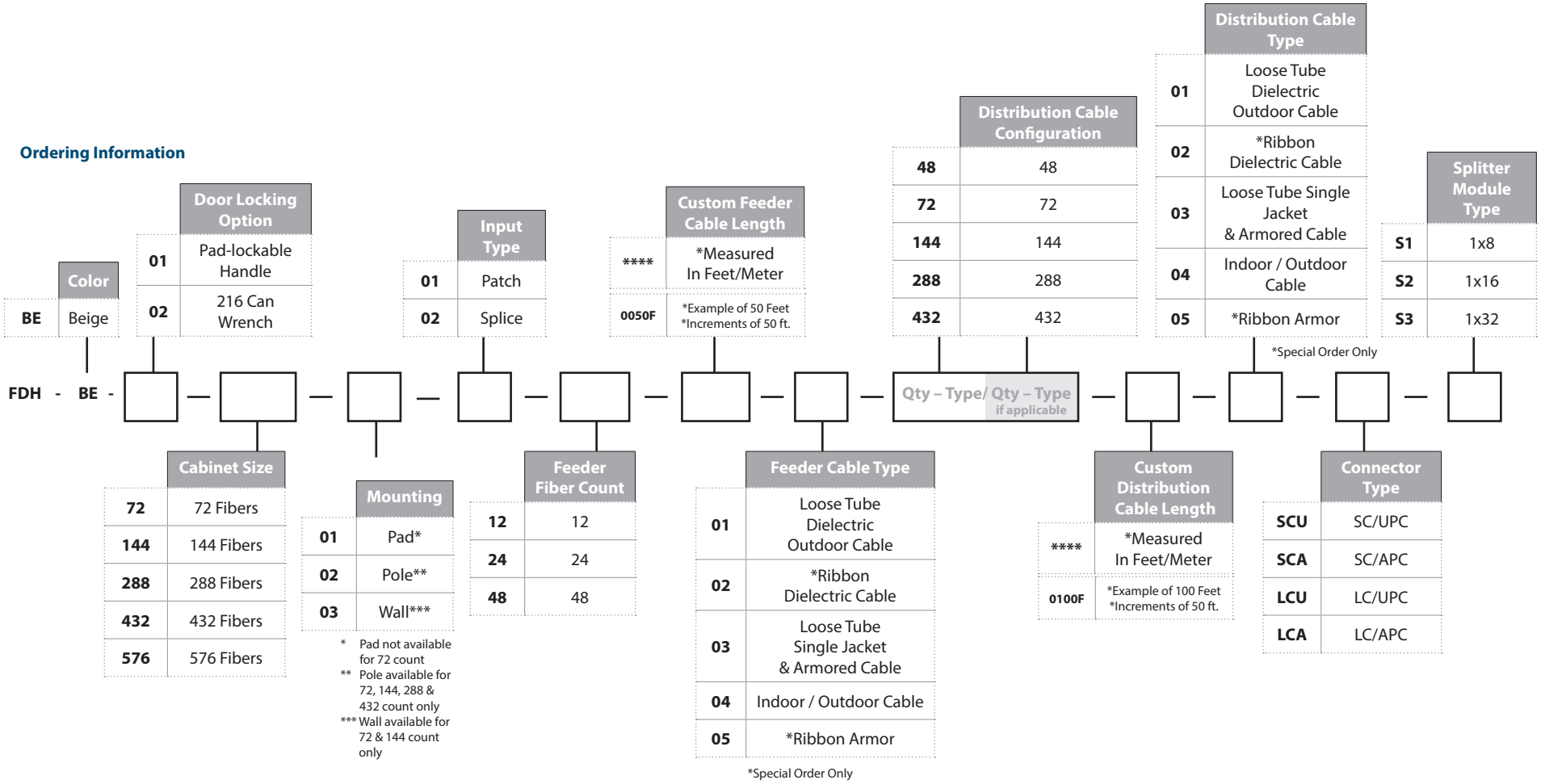

 © Multilink® Inc. | 440.366.6966 | All Rights Reserved | December 2024
For Terms and Conditions visit: gomultilink.com/about/terms-and-conditions
Specifications subject to change without notice.

This is only a spin-off of our website. Visit gomultilink.com for the most current version of this catalog which includes links to spec sheets for noted products and more.

Fiber Distribution Hubs (FDH)

www.gomultilink.com/categories/cabinets/fdh-cabinets

Splice Hub™

NEMA 4 rated and Telcordia compliant (please review online specifications for all rated standards). Multilink's Splice Hub's dual door design allows technicians access to both feeder and distribution partitions for easy repair or installation of new or existing fiber. The doors are secured by a 3-point latch mechanism with cable entries on the bottom. Each Splice Hub is cassette-based and available with a variety of different types of connections and splitter configurations.



STOCK ID	DESCRIPTION	DIMENSIONS	MATERIAL	FIBER CAPACITY	SPLITTER CAPACITY	CT-X CAPACITY	CABLE ENTRY	MOUNTING
144 FDH Ped								
020-540-60	A fast deployment, fully-configurable and field-upgradeable fiber distribution hub with a 144SC/288LC fiber capacity in a 14" Pedestal with Lock Screw 7/16 Hex *(Vented lid available upon request)*.	Above-grade: 14.37"W x 32"H x 14.18"D, Below-grade: 17.91"W x 12"H x 17.63"D, Interior: 13.12"W x 12.9"D	Powder-coated Corrosion Resistant Aluminum and UV Weather-Resistant Plastic	144 SC 288 LC	9	14	Bottom	Ground



MFDH™ 144								
030-327-10	The Micro Fiber Distribution Hub utilizes CT-X Cassettes with space for 9 cassette splitters and has a removeable access panel for ease of fiber installation.	40.25"H x 20"W x 13.25"D	Powder-coated Corrosion Resistant Aluminum	144 SC 288 LC	9	14	Open Bottom	Ground Wall Vault



Splice Hub™ 144								
030-327-10	A fast deployment, fully-configurable and field-upgradeable fiber distribution hub with a 144SC/288LC fiber capacity.	30"H x 18"W x 24"D (with riser)	Powder-coated Corrosion Resistant Aluminum	144 SC 288 LC	9	12	5 Bottom	Ground Pole Vault



Splice Hub™ 288								
030-301-20	A fast deployment, fully-configurable and field-upgradeable fiber distribution hub with a 288SC/576LC fiber capacity.	42.5"H x 18"W x 24"D (with riser)	Powder-coated Corrosion Resistant Aluminum	288 SC 576 LC	18	24	5 Bottom	Ground Pole Vault



Splice Hub™ 432								
030-302-20	A fast deployment, fully-configurable and field-upgradeable fiber distribution hub with a 432SC/864LC fiber capacity	54"H x 24"W x 24"D (with riser)	Powder-coated Corrosion Resistant Aluminum	432 SC 864 LC	28	36	5 Bottom	Ground Pole Vault

© Multilink® Inc. | 440.366.6966 | All Rights Reserved | December 2024
For Terms and Conditions visit: gomultilink.com/about/terms-and-conditions
Specifications subject to change without notice.

Splice Hub™

NEMA 4 rated and Telcordia compliant (please review online specifications for all rated standards). Multilink's Splice Hub's dual door design allows technicians access to both feeder and distribution partitions for easy repair or installation of new or existing fiber. The doors are secured by a 3-point latch mechanism with cable entries on the bottom. Each Splice Hub is cassette based and available with a variety of different types of connections and splitter configurations.



STOCK ID	DESCRIPTION	DIMENSIONS	MATERIAL	FIBER CAPACITY	SPLITTER CAPACITY	CT-X CAPACITY	CABLE ENTRY	MOUNTING
Splice Hub™ 576								
030-303-20	A fast deployment, fully-configurable and field-upgradeable fiber distribution hub with a 576SC/1152LC fiber capacity	42.5"H x 36"W x 24"D (with riser)	Corrosion Resistant Aluminum/Polyester Powder Coat	576 SC 1152 LC	36	48	10 Bottom	Ground Vault
Splice Hub™ 864								
030-340-20	A fast deployment, fully-configurable and field-upgradeable fiber distribution hub with a 864SC/1728LC fiber capacity	54"H x 48"W x 24"D	Corrosion Resistant Aluminum/Polyester Powder Coat	864SC 1728LC	56	72	10 Bottom	Ground Vault



Hybrid Splice Hub™

NEMA 4 rated and Telcordia compliant (please review online specifications for all rated standards)**.** This cabinet is built around a rack rail design for 19" rack mountable equipment. Saves space inside the cabinet and manages the fibers stored within.



STOCK ID	DESCRIPTION	DIMENSIONS	MATERIAL	FIBER CAPACITY	SPLITTER CAPACITY	CABLE ENTRY	MOUNTING
030-332-10	The most versatile fiber distribution hub (FDH) that we offer, available in 144, 288 and 576 fiber count termination utilizing SC or LC connectors.	36"H x 30"W x 22"D	Corrosion Resistant Aluminum/Polyester Powder Coat	288SC 576LC	18	6 Bottom	Ground Pole Vault

72 Count Wall Mount Fiber Distribution Hub

NEMA 4 rated and Telcordia compliant (please review online specifications for all rated standards)**.** Designed for small, less intensive fiber deployments. Ideal for MDUs or locations that do not require 144 or more fiber distribution cabinets.



030-348-20	72 Count Fiber Distribution Hub	20"H x 21.2"W x 12"D	Corrosion Resistant Aluminum/Polyester Powder Coat	72SC 144LC	6	5 Top 5 Bottom	Wall
072-061-10	Pole Mount Kit						
072-105-11	Wall Mount Kit						

© Multilink® Inc. | 440.366.6966 | All Rights Reserved | December 2024
For Terms and Conditions visit: gomultilink.com/about/terms-and-conditions
Specifications subject to change without notice.

Rack Rail Cabinets

Multilink's Rack Rail cabinets are engineered, fabricated and powder coated, at our on-site facility in Ohio, giving us complete control from the initial design to final inspection. This ensures a consistent quality cabinet each time. Designed to work with HVAC units, heat exchangers, or Multilink's patented Life Saver™ roof technology, our cabinets give you options that will suit your environmental needs. Both NEMA 3 and NEMA 4 cabinet designs are available, allowing you to choose what series you will need to keep your equipment safe and working in any climate.

- » Made of powder-coated aluminum
- » Standard 19" rack rail mounting (23" also available)
- » Variety of environmentally controlled options available
- » Various mounting options (pole, wall, ground)

www.gomultilink.com/categories/cabinets/rack-rail-cabinets



100% MADE IN THE USA | DURABLE | FIELD UPGRADEABLE





© Multilink® Inc. | 440.366.6966 | All Rights Reserved | December 2024
For Terms and Conditions visit: gomultilink.com/about/terms-and-conditions
Specifications subject to change without notice.

Rack Rail Cabinets

Multilink's 19" Rack Rail Cabinets work with HVAC/heater units and feature Multilink's Life Saver™ roof to keep your equipment secure while saving space.



Wall/Unistrut Mount 5RU

STOCK ID	DESCRIPTION	DIMENSIONS	MATERIAL	POWER	HEATING/ COOLING	CABLE ENTRY	MOUNTING
030-264-10	5RU Enclosure with Vertical 19" Wide Swing Out Rack, 10-32 Threads EIA/TIA Spacing, 3 Point Latch and Piano Hinge.	36.12" H x 29" W x 14"D	**Main Body:** Powder Coated Aluminum **Hardware:** Stainless Steel	70Amp-120VAC Service Entrance, 20 Amp Circuit Breaker, Surge Protector, (2) Duplex Receptacle, 125V, 20A Ground Bar	Dual 100CFM Fans	(2) Dual Stage Knockouts 1.38-2.47" Ea. Side (7) Dual Stage Knockouts 1.38-2.47" Bottom	Wall Mount Only
030-264-20	5RU Enclosure w/ Vertical Swing Out Rack and Service Entrance, 10-32 Threads EIA/TIA Spacing, 3 Point Latch and Piano Hinge.	36.12" H x 31.7" W x 14"D					



Wall/Unistrut Mount 6RU

030-251-30	19" rack mounting rails allows for 6RU mounting capacity for the equipment. Door is constructed with Pad lockable Draw-Latch, Piano Hinge and Wind Stop.	17.9"H x 25.7"W x 18.6"D	**Main Body:** Powder Coated Aluminum **Hardware:** Stainless Steel	DC Wiring	Dual 100 CFM 48V DC Fans Door and Roof Louvers Backed w/ Screen	(4) Dual-Stage Knockouts 1.4-2.5" on Bottom (1) Single Stage Knockout 4" on Bottom (1) Single Stage Knockout 2" on Back (1) Single Stage Knockout 1" on Left Side	Wall Unistrut



12RU Backhaul

030-180-40	Door is constructed with Pad lockable 3 Point Latch, Piano Hinge and Wind Stop.	31"H x 26"W x 23.5"D	**Main Body:** Powder Coated Aluminum **Hardware:** Stainless Steel	125V Duplex Receptacle w/Service Entrance	Dual 100 CFM 48V DC Fans	4 X(Ø1.5 X 2.25") Dual Stage Knockouts 1 X(Ø4.00") Single Stage Knockout	Wall Unistrut Pad
030-180-60	Pole Mount 12RU Backhaul Cabinet	31"H x 26"W x 26.2"D			Dual 100 CFM 48V DC Fans		
030-180-25	Wall/Unistrut Mount 12RU w/o service entrance, fused 48V DC Fans	31"H x 22"W x 23.5"D			Dual 100 CFM 48V DC Fans		
030-180-45	Wall/Unistrut Mount 12RU w/ Heat Exchanger	31"H x 25.75"W x 22.3"D			120V AC Heat Exchanger		
745-560-P1	12" Pedestal	12"H x 20.14W x 22"d			N/A		

© Multilink® Inc. | 440.366.6966 | All Rights Reserved | December 2024
For Terms and Conditions visit: gomultilink.com/about/terms-and-conditions
Specifications subject to change without notice.

Rack Rail Cabinets

Multilink's 19" Rack Rail Cabinets work with HVAC/heater units and feature Multilink's Life Saver™ roof to keep your equipment secure while saving space.



STOCK ID	DESCRIPTION	DIMENSIONS	MATERIAL	POWER	HEATING/ COOLING	CABLE ENTRY	MOUNTING
12RU Wi-Fi Backhaul NEMA 4							
030-346-10	19" rack mounting rails allows for 12RU mounting capacity for the equipment. The standard unit comes with a 1RU 24 port SC/APC Termination Panel (other options available as well as a universal mounting bracket).	29"H x 29"W x 32"D (without AC) 29"H x 39"W x 32"D (with AC)	Corrosion Resistant Powder Coated Aluminum	(1) Quad Box Receptacle w/ Service Entrance	2000 BTU HVAC w/ Integrated 500W Heater	5 Entry Knockout Holes w/ 3 Stage Entry 1.375" x 1.696" x 2.5"	Ground Pole Wall



Wall/Pole Mount 14-RU-N4-AC

14RU, 19" Wall/Unistrut Mount with 10-32 Threads EIA/TIA Spacing, 3 Point Latch and Piano Hinge Wind Stop

030-152-10	PMO-14RU-N4-AC Pole Mount Enclosure	30.5"H X 24"W x 24"D	**Main Body:** Powder Coated Aluminum **Hardware:** Type 304 Stainless Steel	60 Amp Service Entrance AC Load Center (2) Duplex Outlets, 125V 20 Amp Breaker	1400-1600 BTU Air Conditioner	Standard (2) 3" conduit entrances located in the bottom rear of the compartment With Battery Drawer (2) 2.5" conduit entrances located in the back wall	Wall Pole
030-152-20	WMO-14RU-N4-AC Wall Mount Enclosure w/ 500watt Integral Heater	30.5"H X 24"W x 24"D					
030-146-10	WMO-14RU-N4-AC-BAT-PG Wall Mount Enclosure w/ Battery Drawer	43"H x 28"W x 23"D					
030-146-11	WMO-14RU-N4-AC-BAT-BE Wall Mount Enclosure w/ Battery Drawer	43"H x 28"W x 23"D					
030-151-10	PMO-14RU-N4-AC-BAT-PG Pole Mount Enclosure w/ Battery Drawer	43"H x 28"W x 23"D					
030-151-11	PMO-14RU-N4-AC-BAT-BE Pole Mount Enclosure w/ Battery Drawer	43"H x 28"W x 23"D					



Dual Door Ground Mount 16RU							
030-245-10	16RU Ground Mount Enclosure 19" or 23" Width, 16RU Capacity Adjustable Front to Back, 10-32 Threads EIA/TIA, 3 Point Latch, Piano Hinge, Wind Stop, Front & Rear Doors	34.25"H x 25.75"W x 40.24"D	**Main Body:** Powder Coated Aluminum **Hardware:** Stainless Steel	Two 125V Duplex Receptacles	Dual 120V 100CFM Fans, Vented Roof	4 X(Ø1.38 X 2.47") Dual Stage Knockouts 2 X(14" x 8") Removable Plates	Ground (Concrete Pad)

© Multilink® Inc. | 440.366.6966 | All Rights Reserved | December 2024
For Terms and Conditions visit: gomultilink.com/about/terms-and-conditions
Specifications subject to change without notice.

Rack Rail Cabinets

Multilink's 19" Rack Rail Cabinets work with HVAC/heater units and feature Multilink's Life Saver™ roof to keep your equipment secure while saving space.



STOCK ID	DESCRIPTION	DIMENSIONS	MATERIAL	POWER	HEATING/ COOLING	CABLE ENTRY	MOUNTING
Dual Door Backhaul 17RU							
030-201-10	17RU Ground Mount Enclosure 19" Width, 17RU Capacity Adjustable Front to Back, 10-32 Threads EIA/TIA, 3 Point Latch, Piano Hinge, Light Switch Control, Wind Stop	41.1"H x 26.9"W x 23.3"D	**Main Body:** Powder Coated Aluminum **Hardware:** Stainless Steel	Dual 125V Duplex Receptacles	Full Foil-Faced Insulation, Strategically Placed Ventilation Louvers, (2) 100CFM Fans	2 X(Ø2.47 X1.38") Dual Stage Knockouts 1 X(Ø4.00") Single Stage Knockout	Pole
745-281-P2	Ground Mount Pedestal	6"H x 22"W x 18.4"D					



Backhaul 18 RU w/Generator Hookup WMO-18RU-N4-BAT-BE							
030-185-10	18RU Ground Mount Enclosure 19" Width, 18RU Capacity Adjustable Front to Back, 10-32 Threads EIA/TIA, 3 Point Latch, Piano Hinge, Wind Stop	50"H x 34.5"W x 28.5"D	**Main Body:** Powder Coated Aluminum **Hardware:** Stainless Steel	Dual 125V Quad Receptacles , 100Amp 120/240V 6 Position Service Entrance, 70Amp 240V 2 Position Service Entrance, and Generator Hookup w/ Transfer Switch	Dual thermostatically controlled, 48V DC, 100CFM fans with patented lifesaver roof and heat shield	6 X(Ø1" X 2") Dual Stage Knockouts	Wall



18RU Wi-fi Backhaul NEMA 4							
030-347-10	19" rack mounting rails allows for 18RU mounting capacity for the equipment. The standard unit comes with a 1RU 24 port SC/APC Termination Panel (other options available as well as a universal mounting bracket).	40"H x 29"W x 32"D (without AC) 40"H x 39"W x 32"D (with AC)	Corrosion Resistant Powder Coated Aluminum	(1) Quad Box Receptacle w/ Service Entrance	4000 BTU HVAC w/ Integrated 1000W Heater	5 Entry Knockout Holes w/ 3 Stage Entry 1.375" x 1.696" x 2.5"	Ground Pole Wall

© Multilink® Inc. | 440.366.6966 | All Rights Reserved | December 2024
For Terms and Conditions visit: gomultilink.com/about/terms-and-conditions
Specifications subject to change without notice.

Rack Rail Cabinets

Multilink's 19" Rack Rail Cabinets work with HVAC/heater units and feature Multilink's Life Saver™ roof to keep your equipment secure while saving space.

STOCK ID	DESCRIPTION	DIMENSIONS	MATERIAL	POWER	HEATING/ COOLING	CABLE ENTRY	MOUNTING
Wall/Unistrut Mount 21RU							
030-202-10	21RU Wall/Unistrut Mount with 19" Wide Swing Out Rack, 10-32 Threads EIA/TIA Spacing, 3 Point Latch and Piano Hinge, Wind Stop	50"H x 29"W x 24"D	**Main Body:** Powder Coated Aluminum **Hardware:** Stainless Steel	120/240VAC Service Entrance, 20 Amp Circuit Breaker, Surge Protector, (2) Duplex Receptacle, 125V, 20A Ground Bar	Can Include A/C or Heat Exchanger	(4) Dual Stage Knockouts 1-3", Located Front Right of the Cabinet	Wall Pole
030-202-40	Pole Mount 21RU						
Opto-Electronic Enclosure							
	Multilink's Opto-Electronic Enclosure is designed for 19" & 23" rack mounted equipment. This enclosure is designed to protect the equipment from dust, snow and rain. It is equipped with two duplex GFCI outlets, a fluorescent light that gets activated by an automatic pressure switch when the door opens. The internal rack is 52" height (29 Rack Units). Also equipped with a solar shield installed above the roof for additional protection from sun loading. An optional air conditioner is available.						
030-129-10	Internal rack is 29RU. Two duplex GFI outlets and a fluorescent light that activates by an automatic pressure switch when the door opens. Solar shield above the roof provides additional protection from sun loading. Also includes: Front and Back 3 Point Latch, Piano Hinge, Wind Stop	65.5"H x 28"W x 33"D	**Main Body:** Powder Coated Aluminum **Hardware:** Stainless Steel	(3) Duplex Receptacle GFCI, 15A, 125VAC, 60Hz	Ventilation Louvers On Bottom Of Both Doors Backed By Bug Screen Sloped Roof w/ Ventilation Louvers Backed By Bug Screen Solar Shield Protecting Roof Fan Shelf, 1RU, (6) 100 CFM Fans Mounted On Rack at Top (744-386-20) 120Vac, 15A Breaker, 10ft Cord	14" x 24" Rectangle Opening On Bottom, Rear	Ground
030-129-20	Opto-Electronic Enclosure w/ A/C Unit & Service Entrance	65.5"H x 28"W x 33"D			4000 BTU Air Conditioning w/ Integral Heater		
Ground Mount 64RU with Rear Doors							
030-247-10	64RU Ground Mount Enclosure w/ Rear Doors, 19" or 23" Width, 128RU Capacity (Front & Rear Rails), Adjustable Front to Back, 10-32 Threads EIA/TIA, 3 Point Latch, Piano Hinge, Wind Stop, Front and Rear Doors	62.25"H x 51.4"W x 31.6"D	**Main Body:** Powder Coated Aluminum **Hardware:** Stainless Steel	Two 125V Duplex Receptacles	Dual 120V 100CFM Fans, Vented Roof	4 X(Ø1.38 X 2.47") Dual Stage Knockouts 4 X(14" x 6.5") Removable Plates	Ground (Concrete Pad)

© Multilink® Inc. | 440.366.6966 | All Rights Reserved | December 2024
For Terms and Conditions visit: gomultilink.com/about/terms-and-conditions
Specifications subject to change without notice.

X-Series Cabinets

Multilink's new 5000 and 6000 series of cabinets have been designed to be easily configured and easy to order. The 6000 series have been updated from our line of OTN cabinets and given each model the ability to select various options such as a battery drawer or heat exchanger. The 5000 series is a completely new offering, and the most versatile enabling you to build your cabinet from the ground up by customizing cabinet height, doors, side panels roof and more!

- » Customizable / Expandable
- » Easy to configure
- » 6000 series available from 1 to 6 bay
- » 5000 Series offers the ability to connect cabinets

www.gomultilink.com/categories/cabinets



ENVIRONMENTALLY CONTROLLED | FORCED AND NATURAL CONVECTION



BASED IN OHIO
MADE IN THE USA
QUALITY SINCE 1983

 © Multilink® Inc. | 440.366.6966 | All Rights Reserved | December 2024
For Terms and Conditions visit: gomultilink.com/about/terms-and-conditions
Specifications subject to change without notice.

This is only a spin-off of our website. Visit gomultilink.com for the most current version of this catalog which includes links to spec sheets for noted products and more.

6000 Series OTE

Multilink's new 6000 series of cabinets have taken our highly successfully line of OTN cabinets and made them easier to order and much more versatile. These cabinets enter the market with the ability to choose your options based on your requirements and eliminates paying for options you don't need. Each cabinet can be easily configured using the option selection chart below. Our cabinets are built with 1/8" powder coated aluminum and fully manufactured in the USA which means you can be sure these cabinets will not only protect your gear, but also stand the test of time.

www.gomultilink.com/categories/cabinets/ote-cabinets

MODEL	DIMENSIONS
6001	55.25"H x 42.5"W x 39"D
6002	62.5"H x 54.5"W x 36.5"D
6004	62.5"H x 78.5"W x 36.5"D
6006	62.5"H x 106.5"W x 36.5"D

6001



This mini optimal terminal enclosure is perfect for the compact location. Even with it's smaller size, it still offers a variety of options such as climate control and security measures.

6002



This next step in the 6000 series opens up to allow for more internal space. In addition to the variety of climate control options, it also offers a 3-point latch locking system with or without a reader as well as many other options.

6004



Continuing in the series, the next cabinet is the 6004. This cabinet is designed to provide the customization you need with an additional bay. A larger heating unit is available with this model.

6006



The 6006 grows with your project by adding another bay onto the previous models and meeting the needs of your build.

© Multilink® Inc. | 440.366.6966 | All Rights Reserved | December 2024
For Terms and Conditions visit: gomultilink.com/about/terms-and-conditions
Specifications subject to change without notice.

6000 Series

STOCK ID	CLIMATE CONTROL	GENERATOR HOOKUP	LOCKING SYSTEM	LIGHTING	DOOR ALARMS	BATTERY TRAY	SERVICE ENTRY/LOAD CENTER	SOLAR SHIELD	OPTIONS	1-QUAD OUTLET PER BAY	COLOR
6001	☐ 4K BTU/Heater ☐ 6K BTU/Heater ☐ Heat Exchanger ☐ Backup Unit ☐ No Insulation R2	☐ Yes ☐ No	☐ 3 Point Latch	☐ Yes ☐ No	☐ Yes ☐ No	☐ Slide Out Drawer ☐ None	☐ None	☐ Yes ☐ No	☐ Standard Aluminum Ground Bar ☐ 19" - 23" Adjustable ☐ None	☐ Service Entry - list each size per cabinet as option?	☐ Gray ☐ Beige
6002	☐ 6K BTU/Heater ☐ 8K BTU/Heater ☐ Heat Exchanger ☐ Backup Unit ☐ None	☐ Yes ☐ No	☐ 3 Point Latch ☐ Reader with 3 Point Latch	☐ Yes ☐ No	☐ Yes ☐ No	☐ Slide Out Drawer ☐ None	☐ 100 Amp Breaker ☐ None	☐ Yes ☐ No	☐ Standard Aluminum Ground Bar ☐ 19" - 23" Adjustable ☐ None	☐ Service Entry - list each size per cabinet as option?	☐ Gray ☐ Beige
6004	☐ 8K BTU/Heater ☐ 12K BTU/Heater ☐ Heat Exchanger ☐ Backup Unit ☐ None	☐ Yes ☐ No	☐ 3 Point Latch ☐ Reader with 3 Point Latch	☐ Yes ☐ No	☐ Yes ☐ No	☐ Slide Out Drawer ☐ None	☐ 100 Amp Breaker ☐ None	☐ Yes ☐ No	☐ Standard Aluminum Ground Bar ☐ 19" - 23" Adjustable ☐ None	☐ Service Entry - list each size per cabinet as option?	☐ Gray ☐ Beige
6006	☐ 8K BTU/Heater ☐ 12K BTU/Heater ☐ Heat Exchanger ☐ Backup Unit ☐ None	☐ Yes ☐ No	☐ 3 Point Latch ☐ Reader with 3 Point Latch	☐ Yes ☐ No	☐ Yes ☐ No	☐ Slide Out Drawer ☐ None	☐ 100 Amp Breaker ☐ None	☐ Yes ☐ No	☐ Standard Aluminum Ground Bar ☐ 19" - 23" Adjustable ☐ None	☐ Service Entry - list each size per cabinet as option?	☐ Gray ☐ Beige

© Multilink® Inc. | 440.366.6966 | All Rights Reserved | December 2024
For Terms and Conditions visit: gomultilink.com/about/terms-and-conditions
Specifications subject to change without notice.

This is only a spin-off of our website. Visit gomultilink.com for the most current version of this catalog which includes links to spec sheets for noted products and more.

5000 Modular Series

Multilink's 5000 Modular Series offers you a modular concept cabinet to fit your needs. Made of powder-coated aluminum to protect your equipment from the weather, this cabinet can be configured with 1, 2, or 3 cabinets, side by side, with various options. These versatile cabinets are field expandable and available in 24RU or 30RU in height with our patented LifeSaver™ Roof.

www.gomultilink.com/categories/cabinets/5000-modular-cabinets

Pick Your Options

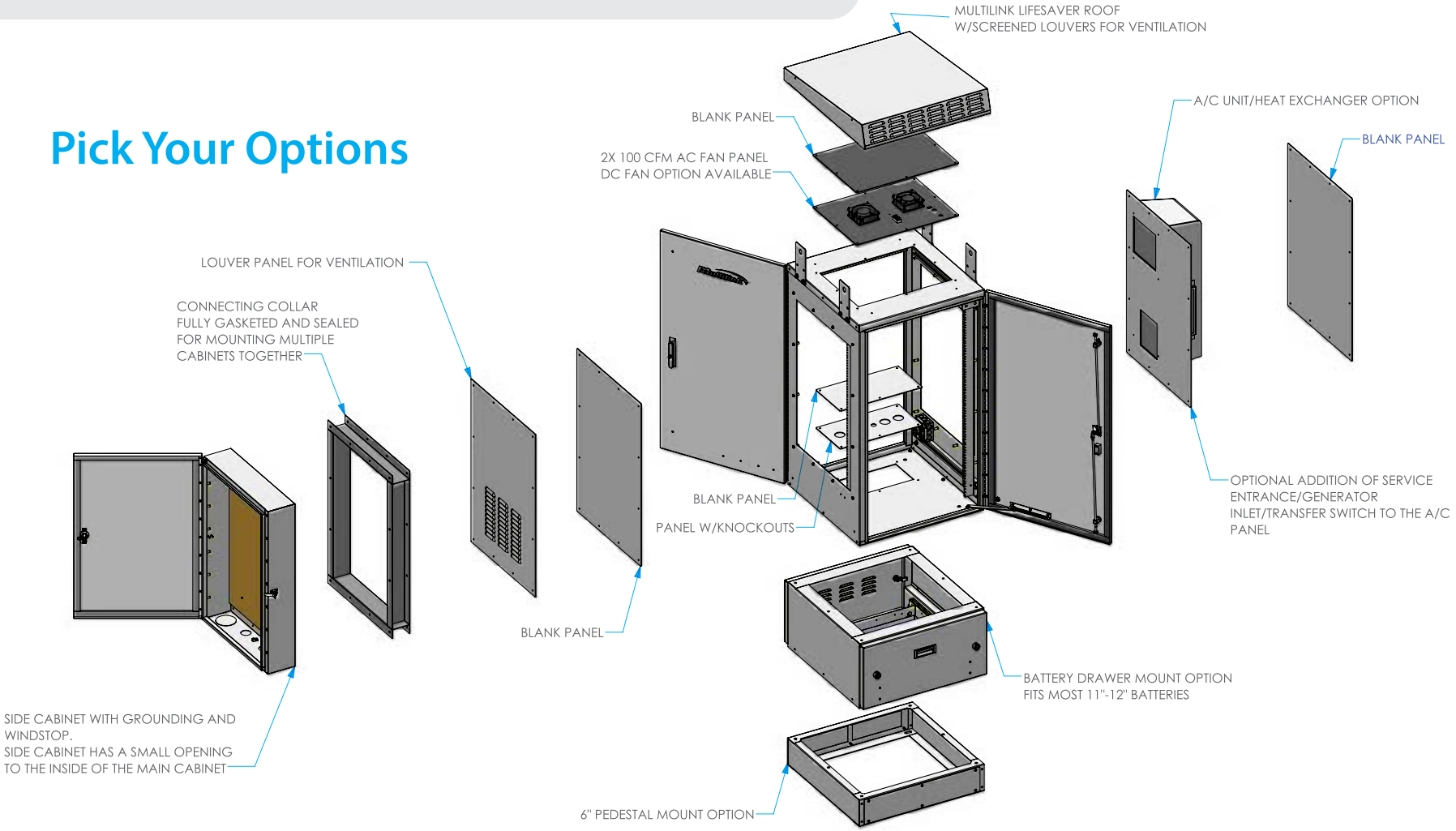

© Multilink® Inc. | 440.366.6966 | All Rights Reserved | December 2024
For Terms and Conditions visit: gomultilink.com/about/terms-and-conditions
Specifications subject to change without notice.

5000 Modular Series

The 5000 Modular Series serves as an economical cabinet. With numerous options to choose from, you can build each cabinet to fit your needs. This modular series is manufactured with powder-coated aluminum and is available in gray or beige. Review your options below in our 2-step build. Dimensional and Cabinet Base builds are found below with the Internal Options found on the next page. You can also visit our online configurator to select your specific components.

www.gomultilink.com/categories/cabinets/5000-modular-cabinets



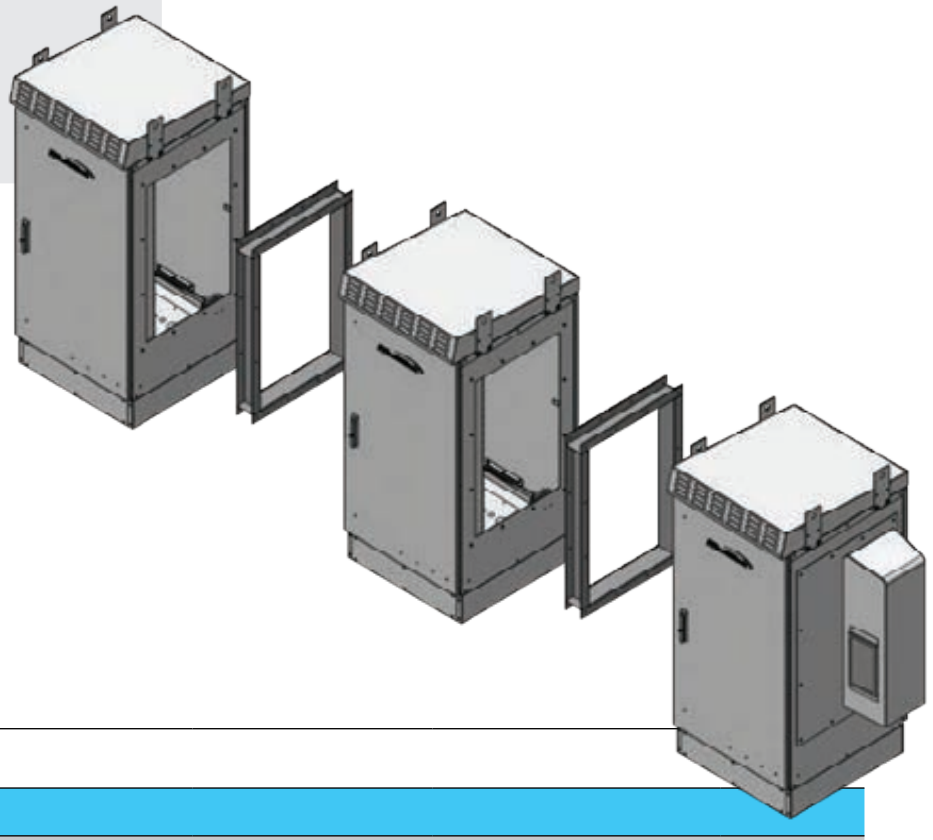

5000 Modular Series

STEP 1: DIMENSIONAL BUILD

	HEIGHT	# OF CABINETS	DOORS	DOOR LATCHING	BASE	COLOR
5000 Modular	☐ **24**RU x 28"W x 36"D (per base cabinet) ☐ **30**RU x 28"W x 36"D (per base cabinet)	☐ **1** Cabinet ☐ **2** Cabinets ☐ **3** Cabinets	☐ **B**lank **D**oors ☐ **L**ouvers on Doors	☐ **3**pt **L**atch ☐ **E**lectronic	☐ **6**" **R**iser ☐ **6**" Riser w/ **B**attery **D**rawer ☐ **B**attery **D**rawer Only ☐ **X** - None	☐ **G**ray ☐ **B**eige

CONTINUE TO NEXT PAGE FOR STEP 2

 © Multilink® Inc. | 440.366.6966 | All Rights Reserved | December 2024
For Terms and Conditions visit: gomultilink.com/about/terms-and-conditions
Specifications subject to change without notice.

This is only a spin-off of our website. Visit gomultilink.com for the most current version of this catalog which includes links to spec sheets for noted products and more.



STEP 2: CABINET BUILD – CABINET #1

LEFT SIDE	RIGHT SIDE	TOP	LOAD PANEL (AC)	8 POSITION TERMINAL BLOCK (DC)	ADD BUS BAR	GENERATOR HOOKUP	INSULATION	INTERIOR LIGHTING	RAIL SPACING	DOOR ALARM	REAR RACK RAIL
1L ☐ **B**lank **P**anel ☐ **L**ouver **P**anel ☐ **C**onnecting **C**ollar ☐ **S**ide **C**abinet ☐ **40**00 BTU HVAC ☐ **60**00 BTU HVAC ☐ **80**00 BTU HVAC ☐ 500W **H**eater ☐ **N**o **P**anel	**1R** ☐ **B**lank **P**anel ☐ **L**ouver **P**anel ☐ **C**onnecting **C**ollar ☐ **S**ide **C**abinet ☐ **40**00 BTU HVAC ☐ **60**00 BTU HVAC ☐ **80**00 BTU HVAC ☐ 500W **H**eater ☐ **N**o **P**anel	**1** ☐ **B**lank with LifeSaver™ Roof ☐ 2x 100 CFM **AC** Fan Panel with LifeSaver™ Roof ☐ 2x 100 CFM **DC** Fan Panel with LifeSaver™ Roof	**1** 100 AMP, 8 Breaker Positions 2 20AMP Breakers ☐ Yes - **LP** ☐ No - **X**	**1** ☐ Yes - **8PTB** ☐ No - **X**	**1** 1x8 Position ☐ Yes - **1x8** ☐ No - **X**	**1** ☐ Yes - **GH** ☐ No - **X**	**1** ☐ Yes - **INS** ☐ No - **X**	**1** ☐ Yes - **LT** ☐ No - **X**	**1** ☐ **19"** ☐ **23"**	**1** ☐ Yes - **DA** ☐ No - **X**	**1** ☐ Yes - **RRR** ☐ No - **X**



STEP 2: CABINET BUILD – CABINET #2

RIGHT SIDE	TOP	LOAD PANEL (AC)	8 POSITION TERMINAL BLOCK (DC)	ADD BUS BAR	GENERATOR HOOKUP	INSULATION	INTERIOR LIGHTING	RAIL SPACING	DOOR ALARM	REAR RACK RAIL
2R ☐ **B**lank **P**anel ☐ **L**ouver **P**anel ☐ **C**onnecting **C**ollar ☐ **S**ide **C**abinet ☐ **40**00 BTU HVAC ☐ **60**00 BTU HVAC ☐ **80**00 BTU HVAC ☐ 500W **H**eater ☐ **N**o **P**anel	**2** ☐ **B**lank with LifeSaver™ Roof ☐ 2x 100 CFM **AC** Fan Panel with LifeSaver™ Roof ☐ 2x 100 CFM **DC** Fan Panel with LifeSaver™ Roof	**2** 100 AMP, 8 Breaker Positions 2 20AMP Breakers ☐ Yes - **LP** ☐ No - **X**	**2** ☐ Yes - **8PTB** ☐ No - **X**	**2** 1x8 Position ☐ Yes - **1x8** ☐ No - **X**	**2** ☐ Yes - **GH** ☐ No - **X**	**2** ☐ Yes - **INS** ☐ No - **X**	**2** ☐ Yes - **LT** ☐ No - **X**	**2** ☐ **19"** ☐ **23"**	**2** ☐ Yes - **DA** ☐ No - **X**	**2** ☐ Yes - **RRR** ☐ No - **X**



STEP 2: CABINET BUILD – CABINET #2

RIGHT SIDE	TOP	LOAD PANEL (AC)	8 POSITION TERMINAL BLOCK (DC)	ADD BUS BAR	GENERATOR HOOKUP	INSULATION	INTERIOR LIGHTING	RAIL SPACING	DOOR ALARM	REAR RACK RAIL
3R ☐ **B**lank **P**anel ☐ **L**ouver **P**anel ☐ **C**onnecting **C**ollar ☐ **S**ide **C**abinet ☐ **40**00 BTU HVAC ☐ **60**00 BTU HVAC ☐ **80**00 BTU HVAC ☐ 500W **H**eater ☐ **N**o **P**anel	**3** ☐ **B**lank with LifeSaver™ Roof ☐ 2x 100 CFM **AC** Fan Panel with LifeSaver™ Roof ☐ 2x 100 CFM **DC** Fan Panel with LifeSaver™ Roof	**3** 100 AMP, 8 Breaker Positions 2 20AMP Breakers ☐ Yes - **LP** ☐ No - **X**	**3** ☐ Yes - **8PTB** ☐ No - **X**	**3** 1x8 Position ☐ Yes - **1x8** ☐ No - **X**	**3** ☐ Yes - **GH** ☐ No - **X**	**3** ☐ Yes - **INS** ☐ No - **X**	**3** ☐ Yes - **LT** ☐ No - **X**	**3** ☐ **19"** ☐ **23"**	**3** ☐ Yes - **DA** ☐ No - **X**	**3** ☐ Yes - **RRR** ☐ No - **X**

© Multilink® Inc. | 440.366.6966 | All Rights Reserved | December 2024
For Terms and Conditions visit: gomultilink.com/about/terms-and-conditions
Specifications subject to change without notice.



Closures / Terminals

Multilink offers a number of different fiber optic closure systems in a variety of sizes, deployment types, and applications. Our closures have all been designed with ease of access in mind to reduce installation and service times. Pair our closures with our field-installable connectors to create one of the most versatile closure/terminal systems on the market.

Splice Enclosures
page 84

Optima™
page 98

SuperTap™
page 106

© Multilink® Inc. | 440.366.6966 | All Rights Reserved | December 2024
For Terms and Conditions visit: gomultilink.com/about/terms-and-conditions
Specifications subject to change without notice.

This is only a spin-off of our website. Visit gomultilink.com for the most current version of this catalog which includes links to spec sheets for noted products and more.



Multilink®
Great Ideas at Work!

1 **FDH Cabinet**
page 67

2 **Splice Enclosure**
page 84

3 **Fiber Tap Plus™ Cross Connect**
page 109

4 **Super Tap™**
page 106

© Multilink® Inc. | 440.366.6966 | All Rights Reserved | December 2024
Specifications subject to change without notice.

This is only a spin-off of our website. Visit www.gomultilink.com for the most current version of this catalog which includes links to spec sheets for noted products and more.

Splice Enclosures

Multilink's line of splice enclosures includes both in-line and dome configurations and are made to support a wide variety of fiber optic cable types and counts. Our dome-style enclosures feature a large slack storage basket and split end plate which includes (2) multi-centric grommets for mid-span access. Our series of in-line style enclosures offer the ability to choose to enter the enclosure in both a butt or in-line style configuration giving you greater installation flexibility. Our enclosures can be installed above or below grade and require no special tools for installation.

- Size variety for various fiber capacities
- Multi-centric grommet for numerous cable sizes
- Split end plate for mid-span access deployments
- No special tools needed

www.gomultilink.com/categories/fiber-optic-closures/starfighter-dome-enclosure

www.gomultilink.com/categories/fiber-optic-closures/starfighter-inline



LARGE SLACK STORAGE AREA | INTUITIVE DESIGN





 © Multilink® Inc. | 440.366.6966 | All Rights Reserved | December 2024
For Terms and Conditions visit: gomultilink.com/about/terms-and-conditions
Specifications subject to change without notice.

This is only a spin-off of our website. Visit gomultilink.com for the most current version of this catalog which includes links to spec sheets for noted products and more.

4024-D Starfighter™ Dome Enclosure

The Multilink 4024-D Starfighter™ Fiber Optic Dome Splice Enclosure is an “all parts” inclusive, hermetically-sealed splice enclosure designed for ease of assembly and re-entry. The closure features a gasketed split end plate for mid-access cable applications and an easy to install “no special tool” sealing system. All major hardware is factory installed to allow for quick field installation. The unit has universal grommets along with compression style lateral or branch cable seals that make the enclosure’s installation process simple and intuitive. This small-capacity enclosure is suited for a lower amount of splices and can be mounted appropriately for aerial, pedestal, and underground applications.

- Completely sealed with compression seal technology
- Ease in installation requiring no special tools
- Designed to GR-771 and CATV industry compliant
- Mid-access design for installation over existing cables without disturbing a working cable
- Above or below grade

www.gomultilink.com/products/4024-d-starfighter-dome-splice-enclosure

Specifications

Exterior Closure Length	15.3" (38.9cm)
Exterior Closure Diameter	8.5" (21.59cm)
Cable Entry	(2) Express / Feeder / (4) Branch or Lateral
Express/Feeder Cable Diameter **Max.** **Min.**	 .75" (19mm) .30" (7.62mm)
Branch/Lateral Cable Diameter **Max.** **Min.**	 .63" (16mm) .27" (6.9mm)
Weight	6.5 lbs (3kg)
Material	Dome – Polypropylene End Plates – Polypropylene V-Band – Polycarbonate
Splice Tray	(4) 1120-SSTP or (4) 1124-SSTP
Splice Capacity	1120-SSTP: 48 Single Fusion Splices, or 192 Mass Fused Fibers 1124-SSTP: 48 Single Fusion Splices, 96 Double Stacked, or 192 Mass Fused Fibers



4024-D Starfighter Dome Enclosure

STOCK ID	DESCRIPTION	DIMENSIONS	WEIGHT
020-059-10	4024-D Starfighter™ Dome Splice Enclosure – Small capacity closure	15.3"L x 8.5"D	6.5 lbs.
072-059-10	1120-SSTP Splice Tray, 12 Single/24 Ribbon Splice Capacity	6"L x 5.13"W x .75"D	0.20 lbs.
072-059-20	1124-SSTP 12 single stack or 24 double stack Fiber Splice Tray	6.5"L x 5.13"W x .50"D	0.20 lbs.
10-8362	4024-D-AHK Aerial Hanger Kit	1" x 2" x 6"	2 lbs.
072-002-10	4024-D-WPK Wall or Pole Mounting Bracket/Kit	2" x 4" x 15"	2 lbs.
072-002-20	4024-D-SS ADSS Mounting Kit	N/A	3 lbs.
10-8181	4024-D-CAK Cable Addition Kit	N/A	1 lbs.
10-7166	Compression Wrench for 3/4" NPT Fittings Aluminum		0.5 lbs.

© Multilink® Inc. | 440.366.6966 | All Rights Reserved | December 2024
For Terms and Conditions visit: gomultilink.com/about/terms-and-conditions
Specifications subject to change without notice.

4048-D Starfighter™ Dome Enclosure

Multilink's 4048-D Starfighter™ Dome Enclosure is a medium-capacity fiber optic splicing solution suited for an average amount of splices and engineered to reduce installation and maintenance times. All major hardware comes factory installed, and the dome features a gasketed split end plate for mid-access splicing applications as well as an easy to install "no special tool" sealing system. This unit features various mounting options, universal grommets, and compression-style lateral or branch cable seals that make the enclosure's setup process simple and intuitive.

- Completely sealed with compression seal technology
- Ease in installation requiring no special tools
- Designed to GR-771 and CATV industry compliant
- Mid-access design for installation over existing cables without disturbing a working cable
- Above or below grade

www.gomultilink.com/products/4048-d-starfighter-dome-splice-enclosure

https://www.gomultilink.com/categories/cabinets

Specifications

Exterior Closure Length	19.29"
Exterior Closure Diameter	8.5"
Cable Entry	(2) Express / Feeder / (4) Branch or Lateral
Express/Feeder Cable Diameter **Max.** **Min.**	 .75" (19mm) .30" (7.62mm)
Branch/Lateral Cable Diameter **Max.** **Min.**	 .63" (16mm) .27" (6.9mm)
Weight	7.5 lbs.
Material	Dome – Polyethylene End Plates – Polypropylene V-Band – Polycarbonate
Splice Tray	(4) 4048-SSTP
Splice Capacity	96 Single Splices, 384 Mass Fused Fibers or 192 Double Stacked



4048-D Starfighter™ Dome Enclosure

STOCK ID	DESCRIPTION	DIMENSIONS	WEIGHT
10-8365	4048-D Starfighter™ Dome Splice Enclosure w/ 1 splice tray	19.29"L x 8.5"D	7.5 lbs.
020-049-10	4048-D Starfighter™ Dome Splice Enclosure w/ 1 splice tray & 6 ground lugs	19.29"L x 8.5"D	7.5 lbs.
10-9126	4048-D Starfighter™ Dome Splice Enclosure w/ Pedestal	40"L x 10"D	28.5 lbs.
10-8007	4048-SSTP 24 Single/48 Ribbon Splice Capacity	9.75"L x 4.5"W x 0.5"D	0.57 lbs.
10-8362	4048-D-AHK Aerial Hanger Kit	1"L x 2"W x 6"D	2 lbs.
072-001-10	4048-D-WPK Wall or Pole Mounting Bracket/Kit	19"L x 1.5"W x 3.7"H	2 lbs.
072-002-20	4048-D-SS ADSS Mounting Kit	N/A	3 lbs.
10-8181	4048-D-CAK Cable Addition Kit	N/A	1 lbs.
10-7166	Compression Wrench for 3/4" NPT Fittings Aluminum	N/A	0.5 lbs.
065-058-10	4048-D Slack Rack Steel/Powder Coated, Black	N/A	8 lbs.

© Multilink® Inc. | 440.366.6966 | All Rights Reserved | December 2024
For Terms and Conditions visit: gomultilink.com/about/terms-and-conditions
Specifications subject to change without notice.

This is only a spin-off of our website. Visit gomultilink.com for the most current version of this catalog which includes links to spec sheets for noted products and more.

4024-D & 4048-D Starfighter™ Dome Enclosure Accessories

www.gomultilink.com/products/4024-d-starfighter-dome-splice-enclosure





Dome Enclosure Mounting Kit

STOCK ID	DESCRIPTION	DIMENSIONS	UOM
065-058-10	Pole/Wall mountable kit for the 4048-D Starfighter™ Dome Enclosure, 4 hooks for cable slack storage	30"H x 26"W x 1.5"D	Each

Cable Addition Kit

STOCK ID	DESCRIPTION	UOM
10-8181	Cable Addition Kit for 4024-D Starfighter™ and 4048-D Starfighter™	Each

Grommet Inserts for 3/4" NPT Fittings



STOCK ID	10-8084	10-8087	10-8085	10-8090	10-8092	10-8091	10-8088	10-9999	642-066-10
10 PACK ID	**10-8096**	**10-8106**	**10-8097**	**10-8109**	**10-8111**	**10-8110**	**10-8107**	**10-5414**	**N/A**
# OF PORTS	4	4	3	3	3	2	1	1	1
CABLE SIZE	.20"-.24"	.16"-.20"	.24"-.28"	.16"-.20"	Flat Drop	.25"-.29"	.27"-.31"	.32"-.46"	Flat
WEIGHT	.5 lbs.	.5 lbs.	.5 lbs.	.5 lbs.	.5 lbs.	.5 lbs.	.5 lbs.	.5 lbs.	.5 lbs.

© Multilink® Inc. | 440.366.6966 | All Rights Reserved | December 2024
For Terms and Conditions visit: gomultilink.com/about/terms-and-conditions
Specifications subject to change without notice.

4000-D Starfighter™ Dome Enclosure

The Multilink Starfighter™ 4000-D Dome Splice Enclosure is a large-capacity enclosure designed for above or below grade applications and supports 6 or more cable entries. The enclosure features a unique gasketed split end plate system that allows for mid-access cable applications up to 1.125" in diameter. Up to 6 branch or lateral cables can be added to any one of four compression seal entry ports utilizing multi-port grommets available for the enclosure. The enclosure requires no special tools, adhesives, or mastics for installation. The new uni-body slack storage basket and hinged splice trays allow for maximum storage and access of fiber and fiber bundles.

- Completely sealed with compression seal technology
- Ease in installation requiring no special tools
- Designed to GR-771 and CATV industry compliant
- Mid-access design for installation over existing cables without disturbing a working cable
- Can be used for above or below grade applications
- RUS Listed

www.gomultilink.com/products/4000-d-starfighter-dome-splice-enclosure

Multilink® Great Ideas at Work!

Specifications

Exterior Closure Length	24.63" (62.56cm)
Exterior Closure Diameter	11.92" (30.28cm)
Cable Entry	(2) Express / Feeder / (4) Branch or Lateral
Express/Feeder Cable Diameter **Max.** **Min.**	 1.12" (28.5mm) .375" (9.5mm)
Branch/Lateral Cable Diameter **Max.** **Min.**	 .98" (24.9mm) .30" (7.62mm)
Weight	12.5 lbs (5.67kg)
Material	Dome – Polyethylene End Plates – Polypropylene V-Band – Polycarbonate
Splice Tray	(8) 4048-SSTP (8) 4072-SSTP
Splice Capacity	288 Single Splices, 576 Double or 1152 Mass Fused Fibers



4000-D Starfighter™ Dome Enclosure

STOCK ID	DESCRIPTION	DIMENSIONS	WEIGHT
10-8146	4000-D Starfighter™ Dome Splice Enclosure – Large capacity enclosure	24.63"L x 11.92"D	12.5 lbs.
020-046-10	4000-D Starfighter™ Dome Splice Enclosure w/ one 4072-SSTP & 6 ground lugs	24.63"L x 11.92"D	N/A
020-002-20	4000-D Starfighter™ Dome Splice Enclosure w/ one 4048-SSTP Splice Tray	24.63"L x 11.92"D	12.50 lbs.
10-8007	4048-SSTP 24 Fiber Splice Tray	9.75"L x 4.5"W x 0.5"D	0.57 lbs.
065-001-10	4072-SSTP 36 Fiber Splice Tray	10.75"L x 5.75"W x 0.5"D	0.59 lbs.
10-5324	4000-D-AHK Aerial Hanger Kit	6"H x 1"W x 2"D	2 lbs.
10-5335	4000-D-WPK Wall or Pole Mounting Bracket/Kit	24"L x 2"W x 4"H	2 lbs.
072-002-20	4000-D-SS ADSS Mounting Kit	N/A	3 lbs.
10-6028	4000-D-CAK Cable Addition Kit	N/A	1 lbs.
10-7167	Compression Wrench for 1" NPT Fittings Aluminum	N/A	0.5 lbs.
10-6635	4000-D Assembly Stand	N/A	5 lbs.

© Multilink® Inc. | 440.366.6966 | All Rights Reserved | December 2024
For Terms and Conditions visit: gomultilink.com/about/terms-and-conditions
Specifications subject to change without notice.

4000-D Cable Addition Kit
10-6028



Grommet Inserts for 1" NPT Fittings



STOCK ID	10-5552	10-5127	10-5128	10-6550	10-5129	10-6552	10-6002	10-5130	10-5134
10 PACK ID	10-5553	10-5421	10-5422	10-6551	10-5419	10-6553	10-6003	10-5483	10-5420
# OF PORTS	1	1	1	8	6	4	4	4	4
CABLE SIZE	.3"-.4"	.41"-.5"	.51"-.79"	.150"	.265	.300	.350	.370	Flat Drop
WEIGHT	.5 lbs.	.5 lbs.	.5 lbs.	.5 lbs.	.5 lbs.	.5 lbs.	.5 lbs.	.5 lbs.	.5 lbs.

© Multilink® Inc. | 440.366.6966 | All Rights Reserved | December 2024
For Terms and Conditions visit: gomultilink.com/about/terms-and-conditions
Specifications subject to change without notice.

4000-D Starfighter™ Dome Enclosure Accessories

www.gomultilink.com/products/4000-d-starfighter-dome-splice-enclosure



Interconnect Modules

STOCK ID	DESCRIPTION	DIMENSIONS	WEIGHT
10-6074	4000-D Interconnect Module with 4 Simplex SC/UPC Bulkheads	14"L x 6"W x 3"H	2.0 lbs.
10-5416	4000-D Interconnect Module with 4 Simplex SC/APC Bulkheads	14"L x 6"W x 3"H	2.0 lbs.
10-9164	4000-D Interconnect Module with 8 Duplex SC/UPC Bulkheads	14"L x 6"W x 3"H	2.0 lbs.
10-9266	4000-D Interconnect Module with 16 SC/PC Bulkheads (8 Duplex) MM	14"L x 6"W x 3"H	2.0 lbs.
744-824-20	4000-D Interconnect Module with 16 SC/APC Bulkheads (8 Duplex)	14"L x 6"W x 3"H	2.0 lbs.
744-821-20	4000-D Interconnect Module with 12 SC/APC Bulkheads (6 Duplex)	14"L x 6"W x 3"H	2.0 lbs.
745-062-20	4000-D Interconnect Module with 8 SC/APC Simplex Bulkheads	14"L x 6"W x 3"H	2.0 lbs.

Wall/Pole Mount Kit

STOCK ID	DESCRIPTION	UOM
10-5335	4000-D Wall/Pole Mount Kit	Each
072-001-10	4024-D/4048-D Wall/Pole Mount Kit	Each



© Multilink® Inc. | 440.366.6966 | All Rights Reserved | December 2024
For Terms and Conditions visit: gomultilink.com/about/terms-and-conditions
Specifications subject to change without notice.

This is only a spin-off of our website. Visit gomultilink.com for the most current version of this catalog which includes links to spec sheets for noted products and more.

Optical Gel Fiber Closures

Multilink's new line of gel sealing fiber enclosures were designed with the fiber splicer in mind. Designed to reduce prep time and with excellent fiber management our enclosures will set a new standard in fiber prep and splicing. Each of our 4 new enclosures features 6 cable ports, and requires no special tools to assemble. Our gel-sealing technology automatically adjusts to cable size and shape ensuring a proper seal. Suitable for above or below grade, each enclosure is designed to meet or exceed GR-771.

- » Compression Gel
- » Multitude of Fiber Sizes Accepted
- » Easily Re-Enterable
- » Designed for the Splicer in Mind
- » Aerial and Underground Application

www.gomultilink.com/categories/fiber-optic-closures/starfighter-dome-enclosure





NEW Starfighter™ Dome Enclosure

STOCK ID	DESCRIPTION	EXTERIOR LENGTH (without tail)	NUMBER OF PORTS	EXTERIOR DIAMETER	CABLE DIAMETER MIN/MAX	SPLICE TRAY CAPACITY	SPLICE CAPACITY	MATERIAL
020-541-00	Optical Gel Fiber Closure 5048	18.5"	6	8.5"	0.27"/0.75"	(4) 1120 SSTP / 1124 SSTP	48 Single 96 Double 192 mass fused	Dome - Polypropylene End Plate - Polypropylene V-Band - Poly Carbinate
020-542-00	Optical Gel Fiber Closure 5096	22.5"	6	8.5"	0.27"/0.75"	(4) 4048 SSTP	96 Single 192 Double 384 mass fused	Dome - Polypropylene End Plate - Polypropylene V-Band - Poly Carbinate
020-543-00	Optical Gel Fiber Closure 5288	27.38"	6	11.92"	0.30"/1.0"	(8) 4048 SSTP / 4072 SSTP	288 Single 576 Double 1152 mass fused	Dome - Polypropylene End Plate - Polypropylene V-Band - Poly Carbinate
020-544-00	Optical Gel Fiber Closure 5576	31.65"	6	11.92"	0.30"/1.0"	(8) 4144 SSTP	576 Single 1152 Double 2304 mass fused	Dome - Polypropylene End Plate - Polypropylene V-Band - Poly Carbinate

© Multilink® Inc. | 440.366.6966 | All Rights Reserved | December 2024
For Terms and Conditions visit: gomultilink.com/about/terms-and-conditions
Specifications subject to change without notice.

1120-F Starfighter™ MiniButt Splice Enclosure

The 1120-F Starfighter™ MiniButt is a low-capacity fiber optic splice enclosure designed for use in low count fiber splicing applications and environments where space is a constraint. This enclosure features an integrated gasket that prevents water ingress while allowing for easy access via your choice of in-line or butt configurations for even the largest cables.

- » Supports both in-line and butt configurations
- » Lightweight and compact
- » Up to four cable entries with cable OD range of 0.3" to 0.63"
- » Suitable for above or below grade installations
- » Constructed with impact and corrosion resistant materials
- » Integrated "F" pressure testing valve and grounding lugs
- » Up to 24 single fusion splices or 96 mass fused fibers
- » Equipped with all parts required for normal splicing applications
- » RUS Listed

www.gomultilink.com/products/1120-f-starfighter-minibutt

Multilink® Great Ideas at Work!

Specifications

Exterior Closure Length	15"(38.1cm)
Exterior Closure Width	6.5" (16.5cm)
Exterior Closure Depth	3.5" (8.9cm)
Cable Entry	(4) Branch or Lateral
Cable Diameter **Max.** **Min.**	 .63" (16mm) .3" (7.6mm)
Material	5720U Xenoy
Splice Tray Capacity	(2) 1120-SSTA, 1120-SSTP or 1124 SSTP





1120-F Starfighter™ MiniButt

STOCK ID	DESCRIPTION	DIMENSIONS	WEIGHT	UOM
70203K	1120-F Starfighter™ MiniButt	15"L x 6.5"W x 3.5"D	6.0 lbs.	Each
70205K	1120-F Starfighter™ MiniButt with One 1120-SSTA Splice Tray	15"L x 6.5"W x 3.5"D	6.35 lbs.	Each
072-059-10	1120-SSTP 12 Fiber Splice Tray	6.5"L x 5.13"W x .50"D	0.20 lbs.	Each
072-059-20	1124-SSTP 12 single stack or 24 double stack Fiber Splice Tray	6.5"L x 5.13"W x .50"D	0.20 lbs.	Each

© Multilink® Inc. | 440.366.6966 | All Rights Reserved | December 2024
For Terms and Conditions visit: gomultilink.com/about/terms-and-conditions
Specifications subject to change without notice.

2000-F Starfighter™ Splice Enclosure

The 2000-F Starfighter™ is a medium-capacity fiber optic splice enclosure designed for splicing applications in both above and below-grade installations. The enclosure supports both aluminum and plastic splice trays and features an integrated gasket that prevents water damage while allowing for ease of access to the unit. The unit, which can hold four fiber cables, is compact and manufactured with durable impact and corrosion-resistant materials.

- Supports both in-line and butt configurations
- Lightweight and compact
- Up to four cable entries with cable OD range of 0.3" to 0.63"
- Suitable for above or below grade installations
- Constructed with impact and corrosion resistant materials
- Integrated "F" pressure testing valve and grounding lugs
- Up to 72 single fusion splices or 288 mass fused fibers
- Equipped with all parts required for normal splicing applications
- RUS Listed

www.gomultilink.com/products/2000-f-starfighter

Specifications

Exterior Closure Length	24.5"(62.2cm)
Exterior Closure Width	8"(20.3cm)
Exterior Closure Depth	5"(12.7cm)
Cable Entry	(4) Branch or Lateral
Cable Diameter **Max.** **Min.**	 .63" (16mm) .3" (7.6mm)
Material	5720U Xenoy
Splice Tray Capacity	(3) 2000-SSTA or 2020-SSTP





2000-F Starfighter™ Splice Closure

STOCK ID	DESCRIPTION	DIMENSIONS	WEIGHT	UOM
70304K	2000-F Starfighter™	24.5"L x 8"W x 5"D	9.0 lbs.	Each
70302K	2000-F Starfighter™ with One 2000-SSTA Splice Tray	24.5"L x 8"W x 5"D	9.0 lbs.	Each
70506K	2000-SSTA 24 Fiber Splice Tray	11.75"L x 4"W x .5"D	.65 lbs.	Each
70709K	2020-SSTP 24 Fiber Splice Tray	12.25"L x 4"W x .5"D	.54 lbs.	Each

© Multilink® Inc. | 440.366.6966 | All Rights Reserved | December 2024
For Terms and Conditions visit: gomultilink.com/about/terms-and-conditions
Specifications subject to change without notice.

3000-F Starfighter™ Splice Enclosure

The 3000-F Starfighter™ is a high-capacity in-line splice enclosure designed for use in both above and below grade applications at major splice points in your network. The 3000-F supports both in-line and butt configurations and is expandable through an optional cable expansion kit. This enclosure features an integrated gasket sealing along with a patented cable seal to prevent water ingress while allowing for easy access for even the largest cables.

- Mid-span access cables up to 1.1" in diameter
- Supports both in-line or butt configurations
- Up to eight cable entries with cable OD range of 0.3" to 1.1"
- Suitable for above or below grade installations
- Constructed with impact and corrosion resistant materials
- Integrated "F" pressure testing valve and grounding lugs
- Up to 288 single fusion splices or 768 mass fused fibers with cable addition kit
- Equipped with all parts required for normal splicing applications
- RUS Listed

www.gomultilink.com/products/3000-f-starfighter

Multilink®
Great Ideas at Work!

Specifications

Exterior Closure Length	21.5" (53.66cm)
Exterior Closure Width	12" (20.96cm)
Exterior Closure Depth	4.5" (20.32cm)
Cable Entry	(4) Branch or Lateral (8) with CAK
Cable Diameter Max. Min.	 1.124" (28.55mm) .375" (9.525mm)
Material	5720U Xenoy
Splice Tray Capacity	(4) 3000-SSTA with Cable Addition Kit (8) 3030-SSTP with Cable Addition Kit





3000-F Starfighter™ Splice Closure

STOCK ID	DESCRIPTION	DIMENSIONS	WEIGHT	UOM
70575K	3000-F Starfighter™	21.5"L x 12"W x 4.5"D	10.0 lbs.	Each
70536K	3000-F Starfighter™ with 1 3000-SSTA Splice Tray (Not Pictured)	21.5"L x 12"W x 4.5"D	11.0 lbs.	Each
70582K	3000-F Starfighter™ with 1 3030-SSTP Splice Tray (Not Pictured)	21.5"L x 12"W x 4.5"D	11.0 lbs.	Each
70314K	3000-CAK (Cable Addition Kit) Starfighter	21.5"L x 12"W x 3"D	8.0 lbs.	Each
70505K	3000-SSTA 24 Fiber Splice Tray	7.75"L x 6"W x .5"D	1.0 lbs.	Each
70706K	3030-SSTP 24 Fiber Splice Tray	8.25"L x 5.75"W x .5"D	1.0 lbs.	Each

© Multilink® Inc. | 440.366.6966 | All Rights Reserved | December 2024
For Terms and Conditions visit: gomultilink.com/about/terms-and-conditions
Specifications subject to change without notice.

In-Line Splice Enclosure Accessories

www.gomultilink.com/categories/fiber-optic-closures/starfighter-inline



1120-F Starfighter™



2000-F Starfighter™



3000-F Starfighter™



In-Line Splice Accessories

	STOCK ID	DESCRIPTION	MATERIAL	WEIGHT	UOM
	**70800K**	1100-A Aerial Hanger Brackets	Stainless Steel	.66 lbs	Pair
	**71241K**	1100-SS ADSS Mounting Kit	Plastic/Stainless Steel	.55 lbs.	Each
	**70307K**	1100-W Wall/Pole Mounting Brackets	Galvanized Steel	.35 lbs	Pair

The Starfighter In-Line Enclosures are manufactured in Middlefield, Ohio and assembled at Multilink's Elyria campus. Visit our website at www.gomultilink.com, to see these and other quality products that are BABAA compliant.

© Multilink® Inc. | 440.366.6966 | All Rights Reserved | December 2024
For Terms and Conditions visit: gomultilink.com/about/terms-and-conditions
Specifications subject to change without notice.

Starfighter™ Optical Terminal Enclosure

Multilink's Starfighter™ Optical Terminal Enclosure (OTE) is an in-line terminal enclosure designed to support both traditional and optical drop splicing. With a durable and impact-resistant polyethylene material, it is specifically crafted for outside plant environments. The terminal boasts four ports on each end, supports express cabling, allows for the addition of branch/lateral cabling, and possesses various mounting capabilities, meaning it can fit into any network infrastructure. This Starfighter™ model works well as a drop splicing enclosure since it is compatible with a variety of drop designs and can withstand rough environmental factors. The OTE can perform up to 36 drops in FTTH applications and comes equipped with all the hardware required to seal and secure your express/feeder cables as well as a 12-fiber splice tray.

- Easy to assemble cable sealing and retention system
- Reduces operating costs by allowing customers to purchase additional capacity only when needed
- Reduces enclosure inventory and is suitable for a wide variety of above grade installation and mounting applications
- Universal above grade optical fiber splicing and termination capability
- High impact resistant and UV resistant thermoplastic for long life
- Supports PON components as well as optical connectorized terminations
- Provides all-in-one sealing and strain relief of individual drops
- Mid-access capable for cables up to 1.125" in diameter

www.gomultilink.com/categories/fiber-optic-closures/optical-terminal-enclosure

Specifications

Exterior Closure Length	18.5"
Exterior Closure Width	11.5"
Exterior Closure Depth	6.0"
Cable Entry Ports	(2) Express Feeder, (6) Branch Lateral, or Multiport*
Express/Feeder Cable Diameter	Max. 1.124"/Min. 0.375"
Splice Tray Capacity	(4) 4048-SSTP
Standard Cables	2 (Express Feeder)
FTTH/Lateral Ports	6 Ports (Up to 36 Individual Drops)
Branch/Lateral Cable Diameter	Max. 0.98"/Min. 0.30"

Drop Seals or other cable seal kits, see ordering information
*Multiport Cable Seals are available to support up to 36 fiber drops for FTTH Applications



020-066-10

Starfighter™ Optical Terminal Enclosure

STOCK ID	DESCRIPTION	DIMENSIONS	WEIGHT	UOM
10-6060	Starfighter™ OTE Optical Termination Enclosure (Basic Enclosure) w/ 1 Tray	18.5"L x11.5"W x 6"D	10 lbs.	Each
020-026-20	Starfighter™ OTE Optical Termination Enclosure w/ 6 Scout Adapters	18.5"L x11.5"W x 6"D	12 lbs.	Each
020-066-10	Starfighter™ OTE Optical Termination Enclosure w/ 8 SC/APC Adapters	18.5"L x11.5"W x 6"D	12 lbs.	Each
10-8007	4048-SSTP 24 Fiber Splice Tray	9.75"L x 4.5"W x 0.5"D	0.57 lbs.	Each
10-5435	Wall/Pole Mounting Bracket w/ Mounting Hardware	N/A	3 lbs.	Each
10-5436	Aerial Hanger Bracket Kit	N/A	N/A	Pair
10-5434	ADSS Mounting Bracket	N/A	N/A	Each

© Multilink® Inc. | 440.366.6966 | All Rights Reserved | December 2024
For Terms and Conditions visit: gomultilink.com/about/terms-and-conditions
Specifications subject to change without notice.

Optical Terminal Enclosure Additional Accessories

www.gomultilink.com/categories/fiber-optic-closures/optical-terminal-enclosurestarfighter

OTE Cable Addition Kit

STOCK ID	DESCRIPTION
065-016-10	Supports .30-.98 diameter cables



Grommet Inserts For 1" NPT Fittings



STOCK ID	10-5552	10-5127	10-5128	10-6550	10-5129	10-6552	10-6002	10-5130	10-5134	065-082-10
10 PACK ID	**10-5553**	**10-5421**	**10-5422**	**10-6551**	**10-5419**	**10-6553**	**10-6003**	**10-5483**	**10-5420**	**N/A**
# OF PORTS	1	1	1	8	6	4	4	4	4	1-SC
CABLE SIZE	.3"-.4"	.41"-.5"	.51"-.79"	.150"	.265	.300	.350	.370	Flat Drop	SC Outdoor
WEIGHT	.5 lbs.	.5 lbs.	.5 lbs.	.5 lbs.	.5 lbs.	.5 lbs.	.5 lbs.	.5 lbs.	.5 lbs.	.2 lbs.



1" NPT Dome Fitting

STOCK ID	DESCRIPTION	MATERIAL	UOM
10-5122	1" NPT Dome Fitting-Includes. Insert for .71"- .98"Diameter Cable	Plastic and Rubber	Each

© Multilink® Inc. | 440.366.6966 | All Rights Reserved | December 2024
For Terms and Conditions visit: gomultilink.com/about/terms-and-conditions
Specifications subject to change without notice.

Optima™ Fiber Optic Closures

Multilink's Optima™ closures alleviate many of the headaches found in today's FTTx deployments by eliminating the use of hardened connectors in favor of standard SC and LC connectors, making field installations easier and economically feasible. The Optima™ S features separate splicing and drop partitions, allowing for installs without disturbing the splicing partition. The Optima™ T is a pigtailed closures which favors the design of many MST's available today without the need for a hardened connector. The Optima™ series uses standard connectors thus eliminating the need to stock different lengths of pre-terminated drops, allowing field termination of bulk fiber and preventing drop fiber waste, saving money. Additionally, a splitter can be installed if secondary splitting is required.

- » Cost effective design
- » Re-enterable hookup & disconnect terminal
- » Separate drop and splicing compartments

www.gomultilink.com/categories/optima

FIELD INSTALLABLE | EXPANDABLE | VERSATILE



© Multilink® Inc. | 440.366.6966 | All Rights Reserved | December 2024
For Terms and Conditions visit: gomultilink.com/about/terms-and-conditions
Specifications subject to change without notice.

This is only a spin-off of our website. Visit gomultilink.com for the most current version of this catalog which includes links to spec sheets for noted products and more.

Optima™ S

The Optima™ S closure is a splice closure and terminal in one housing. The Optima™ S was designed with the ability to have your main fiber enter via any of the 4 non-captive entrances, perform a ring cut, access only the fibers you need, store the remaining tubes, and continue to the next enclosure. The Optima™ S has a separate drop partition allowing an install to be done without having to disturb the main fiber partition. For larger fiber counts up to a 144, the Optima™ S16 is an ideal choice as it was designed with larger fiber counts in mind.

- Factory terminated & tested
- Provisions for field installation & termination
- Uses standard SC connectors.
- Re-enterable drop compartment for troubleshooting and connection replacement
- Separate partitions to ensure the installer only comes into contact with the drop installation cables
- Capable of feeding other Optima™ units through main cable entrances

www.gomultilink.com/categories/fiber-optic-closures/optima/optima-s

Specifications

Mounting	Pole Pedestal Strand Wall
Express/Feeder Cable Diameter	.43-.68
Feeder Cable Compatibility	OSP/I/O
Ports	4 Non-Captive
Material	UV Stabilized Plastic
Color	Black
Drop Capacity	Optima™ S12 – 12 Flat Optima™ S16 – 16 Flat

Shown: Optima S16



Shown: Optima S12

SPECS

Optima™ S

STOCK ID	DESCRIPTION	DIMENSIONS	SPLICE TRAY CAPACITY	SPLICE CAPACITY PER TRAY	WEIGHT	UOM
020-349-00	Optima™ S12	8.25"L x 14.84"W x 4.38"D	(3) 12-SSTP	12 Single/ 24 Double	10 lbs.	Each
020-349-10	Optima™ S (4 Port SC/APC Termination)	8.25"L x 14.84"W x 4.38"D	(3) 12-SSTP	12 Single/ 24 Double	10 lbs.	Each
020-349-20	Optima™ S (8 Port SC/APC Termination)	8.25"L x 14.84"W x 4.38"D	(3) 12-SSTP	12 Single/ 24 Double	12 lbs.	Each
020-349-30	Optima™ S (12 Port SC/APC Termination)	8.25"L x 14.84"W x 4.38"D	(3) 12-SSTP	12 Single/ 24 Double	12 lbs.	Each
020-380-00	Optima™ S16 (16 Port SC/APC Termination)	10.5"L x 15.6" W x 6.4"D	(3) 1124-SSTP	12 Single/ 24 Double	14 lbs.	Each

NOTE: Also available with a Pre-terminated Flatdrop Pigtail. Base Model does not include but is configurable to include adapters, grommets, splice tray, pigtail or splitter.

© Multilink® Inc. | 440.366.6966 | All Rights Reserved | December 2024
For Terms and Conditions visit: gomultilink.com/about/terms-and-conditions
Specifications subject to change without notice.

Optima™ T

The Optima™ T Fiber Optic Closure is perfectly suited for end fiber deployment in your network, with options for either one or two fiber entrance ports at the base of the closure. The Optima™ T serves as a perfect complement to the Optima™ S by allowing you to extend your plant using pre-terminated pigtails. The use of standard SC/LC connectors and four-port terminal capacity options makes field installation and maintenance incredibly easy.

- Factory terminated & tested
- Provisions for field installation & termination
- Pre-terminated feeder cable ends **or** non connectorized sub ends
- Re-enterable hookup & disconnect terminal for troubleshooting and connector replacement
- Available in 4, 6, 8, or 12 port terminal capacity
- Has provisions for expandable feed through compatibility with other Optima™ devices

www.gomultilink.com/categories/fiber-optic-closures/optima/optima-t

Specifications

Mounting	Pole Pedestal Strand Wall
Feeder Cable Compatibility	Flat Drop Cable
Input Feeder Ports	1 or 2
Material	UV Stabilized Plastic
Color	Black
Drop Capacity	12 Flat



SPECS

Optima™ T

STOCK ID	DESCRIPTION	DIMENSIONS	WEIGHT	UOM
020-348-10	Optima T™ (4 Port SC/APC Termination)	14.84"L x 8.25"W x 3.13"D	10 lbs.	Each
020-348-20	Optima T™ (8 Port SC/APC Termination)	14.84"L x 8.25"W x 3.13"D	12 lbs.	Each
020-348-30	Optima T™ (12 Port SC/APC Termination)	14.84"L x 8.25"W x 3.13"D	12 lbs.	Each

NOTE: Also available with a Pre-terminated Flatdrop Pigtail. Base Model does not include but is configurable to include adapters, pigtail or splitter.

© Multilink® Inc. | 440.366.6966 | All Rights Reserved | December 2024
For Terms and Conditions visit: gomultilink.com/about/terms-and-conditions
Specifications subject to change without notice.

Optima™ U

The Optima™ U offers the fastest hook up and disconnect of any drop cable field connection. The Optima™ U is engineered for optimal use in the Outside Plant and FTTX networks. It utilizes a specially designed precision cost effective drop system with standard bulkhead adapters. The Optima™ U brings subscriber terminal deployment to a anew level for field installations. Has provisions for an expandable feed through capability to other Optima-T terminal devices.

- » Pass thru fiber cable
- » Holds 12 flat, round or ROC™ drops
- » Separated splice tray from drops
- » Durable UV rated plastic material
- » Compact design

www.gomultilink.com/categories/fiber-optic-closures/optima/optima-u



Specifications

Mounting	Pole Pedestal Strand Wall Vault
Material	UV Stabilized Plastic
Drop Capacity	12 Max, Flat, Round, or ROC™
Feeder Ports	2
Output Ports	12
Safety Standard	Designed to IP68 Designed to GR-771



SPECS

Optima™ U

STOCK ID	DESCRIPTION	DIMENSIONS	UOM
020-419-00	Optima™ U 8 Port (Base Model)	5"H x 7"W x 11"L	Each
020-419-05	Optima™ U 8 Port (with 1 Splice Tray)	5"H x 7"W x 11"L	Each
020-409-00	Optima™ U 12 Port (Base Model)	5"H x 7"W x 11"L	Each
020-409-05	Optima™ U 12 Port (with 1 Splice Tray)	5"H x 7"W x 11"L	Each

NOTE: Also available with a Pre-terminated Flatdrop Pigtail. Base Model does not include but is configurable to include adapters, grommets, splice tray, pigtail or splitter.

New install of the Optima™ U in industry pedestal.



© Multilink® Inc. | 440.366.6966 | All Rights Reserved | December 2024
For Terms and Conditions visit: gomultilink.com/about/terms-and-conditions
Specifications subject to change without notice.

Optima™ Fiber Optic Closure Accessories

www.gomultilink.com/categories/fiber-optic-closures/optima/optima-accessories









Mounting

STOCK ID - 072-391-21

Horizontal Tap Bracket Kit

STOCK ID - 072-579-10

Vertical Tap Bracket Kit

STOCK ID - 072-365-20

Wall Mount Bracket Kit

STOCK ID - 072-579-30

Vault Bracket



Drop Cable

STOCK ID - Custom (see page 108)

OptiDrop™ Factory Terminated



Air Valve

STOCK ID - 70626



Ground Lug

STOCK ID - 072-757-30

Grounding Kit for Optima U

STOCK ID - 072-649-10

Ground Lug for Optima S
& FTP Cross Connect





Connectivity

STOCK ID - 10-5378

SC/APC Duplex Adapter

STOCK ID - 065-239-10

LC Quad UPC Adapter

STOCK ID - 10-5513

SC/UPC Duplex Adapter

STOCK ID - 065-419-10

LC/APC Quad Adapter



Splice Tray - for Optima S12

STOCK ID - 072-394-10

1120-SSTP – 12 port, Single Fiber Splice Tray. Incorporates a stacking design.

Splice Tray - for Optima S16

STOCK ID - 072-059-10

1120-SSTP – Plastic, 12 Single Fusion Splice Tray with a capacity of 12 Single Fusion Splices, 8 Mechanical Splices, or 48 Mass Fused Fibers,
6.5"L x 5.13"W x 0.5"D

STOCK ID - 072-059-20

1124-SSTP – Plastic, 12 Single Fusion Splice Tray with a capacity of 12 Single or 24 Dual Stacked Fusion Splices (double stacked), 8 Mechanical Splices, or 48 Mass Fused Fibers,
6.5" L x 5.13" W x 0.5" D





Feeder Port Grommets

STOCK ID - 642-114-10 Flat Drop

STOCK ID - 642-114-30 Dual Flat Drop Kit

STOCK ID - 642-113-13 .43" Round

STOCK ID - 642-113-10 .48" Round

STOCK ID - 642-113-14 .58" Round

STOCK ID - 642-113-15 .68" Round

STOCK ID - 642-065-10 Plug Filler



Fiber Drop Grommets
(Optima U only)

STOCK ID - 642-127-11

4 Port Flat Drop
& 4 Flat Cable Pins

STOCK ID - 642-127-31

4 Port Round Drop
& 4 Round Cable Pins

STOCK ID - 642-127-61

4 Port ROC™ Drop
& 4 Round Cable Pins

STOCK ID - 642-127-50

Blank

© Multilink® Inc. | 440.366.6966 | All Rights Reserved | December 2024
For Terms and Conditions visit: gomultilink.com/about/terms-and-conditions
Specifications subject to change without notice.

This is only a spin-off of our website. Visit gomultilink.com for the most current version of this catalog which includes links to spec sheets for noted products and more.

Optical Terminal (OT™)

The OT™ is an optical terminal designed to save installation time, money and space. Installation is as simple as open, secure fiber, plug in and close. With Multilink's standard Fiber Pigtails lengths, the OT™ saves warehouse space and allows for a quick grab and go to maintain or repair for better customer service. This terminal is also engineered to GR-771 and comes with an IP68 Rating.



- » Reduced lead times with standard pigtails lengths
- » Faster construction with joint trenching
- » Non-captive
- » Easy installation – Plug-n-Play
- » Field serviceable
- » Uses industry standard bulkheads hardened connectors
- » Reduced customer down time, labor costs and service time

www.gomultilink.com/categories/fiber-optic-closures/optical-terminal-enclosure

Specifications

Mounting	Pole, Pedestal, Strand , Wall
Feeder Ports	1 Flat or 1 Round
Standard	IP68, designed to GR-771
Material	UV Stabilized Plastic



Optical Terminal (OT™)

	STOCK ID	DESCRIPTION	DIMENSIONS	Output Ports	UOM
SPECS 	**020-520-10**	Optical Terminal OT™) 4-Port	4.9"W x 4.6"H x 10.7"L	4	Each
SPECS 	**020-522-10**	Optical Terminal (OT™) 8-Port	7.5"W x 4.6"H x 10.7"L	8	Each
SPECS 	**020-539-10**	Optical Terminal (OT™) 12-Port	7.5"W x 4.6"H x 10.7"L	12	Each

© Multilink® Inc. | 440.366.6966 | All Rights Reserved | December 2024
For Terms and Conditions visit: gomultilink.com/about/terms-and-conditions
Specifications subject to change without notice.

Optical Terminal (OT™) Accessories

www.gomultilink.com/categories/optima



ORDERING INFORMATION

4 Fiber – Flatdrop with SC/APC Pigtails

STOCK ID	DESCRIPTION	LENGTH
066-723-25	4 Fiber Non-toneable	250ft
066-723-50	4 Fiber Non-toneable	500ft
066-723-100	4 Fiber Non-toneable	1000ft
066-723-150	4 Fiber Non-toneable	1500ft
067-255-250	4 Fiber Toneable	250ft
067-255-500	4 Fiber Toneable	500ft

ORDERING INFORMATION

8 Fiber – Flatdrop with SC/APC Pigtails

STOCK ID	DESCRIPTION	LENGTH
067-258-250	8 Fiber Non-toneable	250ft
067-258-500	8 Fiber Non-toneable	500ft
067-258-1000	8 Fiber Non-toneable	1000ft
067-258-1500	8 Fiber Non-toneable	1500ft
067-256-250	8 Fiber Toneable	250ft
067-256-500	8 Fiber Toneable	500ft
067-256-1500	8 Fiber Toneable	1500ft

ORDERING INFORMATION

12 Fiber – Flatdrop with SC/APC Pigtails

STOCK ID	DESCRIPTION	LENGTH
066-725-15	12 Fiber Non-toneable	150ft
066-725-25	12 Fiber Non-toneable	250ft
066-725-50	12 Fiber Non-toneable	500ft
066-725-100	12 Fiber Non-toneable	1000ft
066-725-150	12 Fiber Non-toneable	1500ft
067-257-250	12 Fiber Toneable	250ft
067-257-500	12 Fiber Toneable	500ft
067-257-1500	12 Fiber Toneable	1500ft

OT Mounting



STOCK ID - 072-391-11

Horizontal Tap Bracket Kit



STOCK ID - 072-579-20

Vertical Tap Bracket Kit

Splitter Kit



Call 440-366-6966 for more info.



Housing Port Plug

STOCK ID – 067-306-10

Housing Port Plug



Drop Cable

STOCK ID – Custom (page 111)

Surelight® H IP Drop



STOCK ID – 072-656-20

Tool Kit w/ Basic Fiber Cleaver

STOCK ID – 072-656-21

Tool Kit w/ High Precision Fiber Cleaver



H IP Field Installable Kits

STOCK ID
066-458-45 (Flat Drop)
066-458-65 (Round Drop)
066-458-67 (ROC™ Drop)
066-458-85 (SpeedFlex™)



H IP Templates

Stock ID – 649-345-10

Flat Drop Template

Stock ID – 649-345-20

ROC™ Drop & Round Template

Stock ID – 085-214-10

SpeedFlex™ Template

© Multilink® Inc. | 440.366.6966 | All Rights Reserved | December 2024
For Terms and Conditions visit: gomultilink.com/about/terms-and-conditions
Specifications subject to change without notice.

This is only a spin-off of our website. Visit gomultilink.com for the most current version of this catalog which includes links to spec sheets for noted products and more.

Fiber Splice Terminal

The Fiber Splice Terminal offers the most flexible, versatile and easy to use terminal on the market. With it's multiple uses, it also has the ability to reduce warehouse inventory. The FST is designed and engineered specifically for today's fiber. It utilizes a specially designed system with non-proprietary adapters. The FST brings subscriber terminal deployment to a new level for field installations. Ideas for use in pedestals, walls or in MDU applications.

- » Pass thru fiber capable
- » Compact design
- » 1or 2 Splice tray capacity
- » Available with splitter (FST only)
- » Non-proprietary connections
- » Easy Installation

www.gomultilink.com/categories/fiber-optic-closures/fiber-splice-terminal



Multilink® Great Ideas at Work!

Specifications

Mounting	Pedestal Wall Wall Mount Enclosures
Material	Steel
Standard	Above Grade
Drop Capacity	12 SC and 24 LC Max, Flat, Round or ROC™ (FST only)
Output Ports	12/24 (FST only)



Fiber Splice Terminal (FST)

STOCK ID	DESCRIPTION	DIMENSIONS	MATERIAL	SPLICE CAPACITY	UOM
020-483-05	Fiber Splice Terminal (FST)	4.9"W x 4.6"H x 10.7"L	Power-Coated Steel	24 Single/ 48 Double / 96 Mass Fusion	Each
020-483-10	Fiber Splice Terminal (FST) with Splice Tray & Pigtail	4.9"W x 4.6"H x 10.7"L	Power-Coated Steel	24 Single/ 48 Double / 96 Mass Fusion	Each
020-483-00	Fiber Splice Terminal (FST) Customizable	4.9"W x 12"H x 10.7"L	Power-Coated Steel	24 Single/ 48 Double / 96 Mass Fusion	Each
072-785-51	Pedestal Splice Plate (PSP) with 2 Splice Trays	14"H x 8"W x 3"D	Power-Coated Steel	48 Single/ 96 Double / 192 Mass Fusion	Each



072-059-20	Splice Tray (FST only) 1124-SSTP (Double Stack Chip)
10-8007	Splice Tray (PSP only) 4048-SSTP (24 Single/Dual Stacked) Fusion Splice Tray)



066-025-10	SC/APC Field Installable
072-656-20	Tool Kit w/ Basic Fiber Cleaver
72-656-21	Tool Kit w/ High Precision Fiber Cleaver

© Multilink® Inc. | 440.366.6966 | All Rights Reserved | December 2024
For Terms and Conditions visit: gomultilink.com/about/terms-and-conditions
Specifications subject to change without notice.

Super Tap Fiber Optic Closure

The Super Tap series of fiber enclosures provide a plug and play tap designed with IP-68 and GR-771 ratings. A perfect solution for above and below grade applications. This enclosure series offers flexibility, durability and reliability for fast and easy subscriber drop installation. The Super Tap is also configurable to incorporate an internal splitter and output industry hardened connectors providing plug and play compatibility. This allows for easy replacement of the unit if damaged and minimizes repair costs. Designed to meet the specified ratings, this unit is sonic welded to secure the cover and base which seals unit from the elements, feature that makes the Super Tap ideal for below-grade vault applications.

- Factory Terminated and tested with pre-tested connectors
- Fast drop deployment to the subscriber
- Durable in any weather – rugged, durable UV stabilized plastic
- Plug and play installation – with optional surelight H IP input @ splitter configurations
- Above and below grade application with sonic welded seal for IP-68 and GR-771 Rating

www.gomultilink.com/categories/fiber-optic-closures/super-tap

Specifications

Mounting	Wall Pole Pedestal Strand (horizontal & vertical Vault (below-grade)
Material	UV Stabilized Plastic
Color	Black
Input Feeder Ports	1
Output Ports	4, 8 or 12
Bulkhead	Surelight® H IP Connector (Compatible with Industry Standard Hardened Connectors)
Safety Standards	IP-68 GR-771 Designed to GR-326

Super Tap

	STOCK ID	DESCRIPTION	DIMENSIONS	UOM
SPECS 	**020-515-XX**	Super Tap 4 Port - unit is sonic welded to seal cover to base, provides protection from the elements. IP-68 and GR-771 Rated	8.31"W x 4.93"H x 7.62"D	Each
SPECS 	**020-516-XX**	Super Tap 8 Port - unit is sonic welded to seal cover to base, provides protection from the elements. IP-68 and GR-771 Rated	8.31"W x 6.33"H x 7.62"D	Each
SPECS 	**020-517-XX**	Super Tap 12 Port - unit is sonic welded to seal cover to base, provides protection from the elements. IP-68 and GR-771 Rated	10.62"W x 8.78"H x 9.62"D	Each

© Multilink® Inc. | 440.366.6966 | All Rights Reserved | December 2024
For Terms and Conditions visit: gomultilink.com/about/terms-and-conditions
Specifications subject to change without notice.

This is only a spin-off of our website. Visit gomultilink.com for the most current version of this catalog which includes links to spec sheets for noted products SPECS and more.

Super Tap Fiber Optic Closure Accessories

www.gomultilink.com/categories/fiber-optic-closures/super-tap



Mounting

STOCK ID - 072-391-11
Horizontal Tap Bracket Kit
STOCK ID - 072-579-20
Vertical Tap Bracket Kit





Connectivity

STOCK ID - Custom (see page 111)
Surelight® H IP Factory Drop Cable
STOCK ID - 066-458-45
Surelight® H IP Compression Field Installable Connector with Flat Drop
STOCK ID - 066-458-65
Surelight® H IP Compression Field Installable Connector with Round Drop
STOCK ID - 066-458-67
Surelight® H IP Compression Field Installable Connector with Round Drop ROC™ Drop
STOCK ID - 066-458-85
Surelight® H IP Compression Field Installable Connector with Round Drop with SpeedFlex™



H IP Templates

STOCK ID	DESCRIPTION
649-345-10	Flat Drop Template
649-345-20	ROC™ Drop & Round Template
085-214-10	SpeedFlex™ Template



Multilink's Super Tap is designed, manufactured and assembled in Ohio and is fully compliant with Baba specifications.



Surelight® Field Installable Kits

STOCK ID - 072-656-20
Tool Kit w/ Basic Fiber Cleaver
STOCK ID - 072-656-21
Tool Kit w/ High Precision Fiber Cleaver

© Multilink® Inc. | 440.366.6966 | All Rights Reserved | December 2024
For Terms and Conditions visit: gomultilink.com/about/terms-and-conditions
Specifications subject to change without notice.

OptiDrop™ Drop Cable

Designed to pair perfectly with Multilink's Optima™ Closures, our OptiDrop™ fiber can be ordered pre-terminated in different combinations of length and connector types, so you can customize the perfect assembly for your network. Each drop is tested for insertion loss and quality approved to meet or exceed Telcordia standards.

» Available in both factory polished or field installable variations
» No proprietary connector – standard SC
» Different cable and connector options available on request

www.gomultilink.com/categories/fiber-optic-assembly/optidrop

Specifications

Fiber Count	1
Fiber Category	Singlemode (OS2)
Connector Type	SC/APC
Reflectance, Typical	< -55 dB
Insertion Loss, Typical	0.3 dB
Proof Test	Plug/Cap - Straight Pull - 50 Lbf Plug/Cap - 90° Side Pull - 25 Lbf Plug/Adapter - Tensile Load 100 Lbf
Vibration Test	10 to 55Hz at the rate of 45Hz/min. for 2 hours
Cable Torsion	10 Cycle of Torsion Loading
Cable Flexing	90° Flexing for 8 Cycles, 10 Lbf



OptiDrop™ Cable

STOCK ID	DESCRIPTION	CABLE TYPE	LENGTH (FEET)
066-709-10-ML	SC/APC OptiDrop™ Drop Cable	Flat Drop	100
066-709-15-ML	SC/APC OptiDrop™ Drop Cable	Flat Drop	150
066-709-20-ML	SC/APC OptiDrop™ Drop Cable	Flat Drop	200
066-709-25-ML	SC/APC OptiDrop™ Drop Cable	Flat Drop	250
066-709-30-ML	SC/APC OptiDrop™ Drop Cable	Flat Drop	300
066-709-35-ML	SC/APC OptiDrop™ Drop Cable	Flat Drop	350
066-709-40-ML	SC/APC OptiDrop™ Drop Cable	Flat Drop	400
066-709-45-ML	SC/APC OptiDrop™ Drop Cable	Flat Drop	450
066-709-50-ML	SC/APC OptiDrop™ Drop Cable	Flat Drop	500
066-709-75-ML	SC/APC OptiDrop™ Drop Cable	Flat Drop	750
066-709-100-ML	SC/APC OptiDrop™ Drop Cable	Flat Drop	1000



OptiDrop™ Field Installable Kit

STOCK ID	DESCRIPTION	INSTALLATION TIME
072-560-10	SC/APC OptiDrop™ Field Installable Connector Kit	3 to 5 minutes

© Multilink® Inc. | 440.366.6966 | All Rights Reserved | December 2024
For Terms and Conditions visit: gomultilink.com/about/terms-and-conditions
Specifications subject to change without notice.

This is only a spin-off of our website. Visit gomultilink.com for the most current version of this catalog which includes links to spec sheets for noted products and more.

Fiber Tap Plus™ Cross Connect

Multilink's Fiber Tap Plus™ Cross Connect is very similar to the Optima™ S as it provides a splice enclosure and terminal in one housing. It has (4) non-captive entrances which allow you to do a ring cut, access only the fibers you need, store the remaining tubes, and continue to the next enclosure. The Cross Connect can be ordered with various options such as splitter or pigtail and will accept a range of different fiber cable counts and diameters. Because the Cross Connect uses industry-standard bulkheads, it can easily be deployed in an existing fiber build that uses OptiTap® connectors or as an extension to feed a new home. As an added feature (also available in the Optima™ S) we have designed specialized grommets to make the Cross Connect one of the most versatile closures on the market today.

- » Provisions for field installations
- » Fast drop deployment to the subscriber
- » 4, 6, 8, or 12 port bulkhead capacity and 72 splice capacity (double stacked)
- » Uses industry standard hardened connectors and bulkheads
- » A re-enterable housing

www.gomultilink.com/categories/fiber-optic-closures/fiber-tap-series/ftp-cross-connect





Fiber Tap Plus™ Cross Connect

STOCK ID	DESCRIPTION	DIMENSIONS	BULKHEAD CONNECTORS	CABLE COMPATIBILITY
020-361-00	**FTP-CC-4** Fiber Tap Plus™ Cross Connect (4 port termination)	13.37"L x 7.79"W x 4.38"D	SC/APC OptiTap™	N/A
020-350-00	**FTP-CC-6** Fiber Tap Plus™ Cross Connect (6 port termination)	13.37"L x 7.79"W x 4.38"D	SC/APC OptiTap™	N/A
020-361-01	**FTP-CC-8** Fiber Tap Plus™ Cross Connect (8 port termination)	13.37"L x 7.79"W x 4.38"D	SC/APC OptiTap™	N/A
020-350-01	**FTP-CC-12** Fiber Tap Plus™ Cross Connect (12 port termination)	13.37"L x 7.79"W x 4.38"D	SC/APC OptiTap™	N/A

NOTE: Also available with a Pre-terminated Flatdrop Pigtail. Base Model does not include but is configurable to include bulkheads, grommets, splice tray, and splitter.

© Multilink® Inc. | 440.366.6966 | All Rights Reserved | December 2024
For Terms and Conditions visit: gomultilink.com/about/terms-and-conditions
Specifications subject to change without notice.

Fiber Tap Plus™ Cross Connect Series Accessories

www.gomultilink.com/categories/fiber-optic-closures/fiber-tap-series/ftp-cross-connect

Cross Connect Mounting



STOCK ID - 072-391-21

Horizontal Tap Bracket Kit



STOCK ID - 072-579-10

Vertical Tap Bracket Kit



STOCK ID - 072-365-10

Wall Mount Bracket Kit

Feeder Port Grommets



STOCK ID - 642-114-10 Flat Drop



STOCK ID - 642-114-30 Dual Flat Drop Kit



STOCK ID - 642-113-13 .43" Round

STOCK ID - 642-113-10 .48" Round



STOCK ID - 642-113-14 .58" Round

STOCK ID - 642-113-15 .68" Round

STOCK ID - 642-065-10 Plug Filler

Drop Cable



STOCK ID - Custom (see page 111)

Surelight® H IP Drop

H IP Field Installable Kits



STOCK ID -
066-458-45 (Flat Drop)
066-458-65 (Round Drop)
066-458-67 (ROC™ Drop)
066-458-85 (SpeedFlex™)

H IP Field Installable Connectors (see page 56)

H IP Templates



STOCK ID	DESCRIPTION
649-345-10	Flat Drop Template
649-345-20	ROC™ Drop & Round Template
085-214-10	SpeedFlex™ Template

Surelight® Field Installable Kits



STOCK ID - 072-656-20

Tool Kit w/ Basic Fiber Cleaver

STOCK ID - 072-656-21

Tool Kit w/ High Precision Fiber Cleaver

© Multilink® Inc. | 440.366.6966 | All Rights Reserved | December 2024
For Terms and Conditions visit: gomultilink.com/about/terms-and-conditions
Specifications subject to change without notice.

This is only a spin-off of our website. Visit gomultilink.com for the most current version of this catalog which includes links to spec sheets for noted products and more.

Surelight® H IP Fiber Drop Assembly

Multilink's Surelight™ H IP is a fiber drop assembly solution with a factory terminated OptiTap® compatible connector. It pairs with our Fiber Tap Plus™ lineup as well as terminals using OptiTap® bulkheads. The assembly's hardened connector is designed to withstand the elements to offer superior durability and reliability in a connection. Our Surelight™ H IP fiber assemblies are available in multiple fiber lengths to meet the needs of your FTTx drop deployment.

» FTTX Optical Networks
» Compatible with Multilink® Fiber Tap® and Corning® OptiTap® Multiport Terminals
» Environmentally and mechanically stable for OSP applications

www.gomultilink.com/categories/fiber-optic-assembly

Specifications (typical)

Fiber Count	1
Fiber Category	Singlemode (OS2)
Connector Type	SC/APC
Reflectance, Typical	< -55 dB
Insertion Loss, Typical	0.3 - 0.5 dB
Return Loss, Typical	50 - 55 dB (UPC) 55 - 60 dB (APC)
Vibration Test	10 to 55Hz at the rate of 45Hz/min. for 2 hours
Cable Torsion	10 Cycle of Torsion Loading
Cable Flexing	90° Flexing for 8 Cycles, 10 Lbf
Max. Tensile Strength Short Term	1350 N (300 Lbf)
Max. Tensile Strength Long Term	400 N (90 Lbf)
Min. Bend Radius Operation	80 mm (3.15 in)
Standards	Tested to meet IP-68 Tested to meet environmental standards



Surelight® H IP Factory Drop Cable

STOCK ID	DESCRIPTION	CABLE TYPE	LENGTH (FEET)
066-823-05-ML	Surelight® H IP Factory Drop Cable	Flat Drop	50
066-823-10-ML	Surelight® H IP Factory Drop Cable	Flat Drop	100
066-823-15-ML	Surelight® H IP Factory Drop Cable	Flat Drop	150
066-823-20-ML	Surelight® H IP Factory Drop Cable	Flat Drop	200
066-823-25-ML	Surelight® H IP Factory Drop Cable	Flat Drop	250
066-823-30-ML	Surelight® H IP Factory Drop Cable	Flat Drop	300

Surelight® H IP Factory Drop Cable

STOCK ID	DESCRIPTION	CABLE TYPE	LENGTH (FEET)
066-823-35-ML	Surelight® H IP Factory Drop Cable	Flat Drop	350
066-823-40-ML	Surelight® H IP Factory Drop Cable	Flat Drop	400
066-823-50-ML	Surelight® H IP Factory Drop Cable	Flat Drop	500
066-823-75-ML	Surelight® H IP Factory Drop Cable	Flat Drop	750
066-823-100-ML	Surelight® H IP Factory Drop Cable	Flat Drop	1000
066-823-250-ML	Surelight® H IP Factory Drop Cable	Flat Drop	2500

NOTE: Standard Footages Listed – Other Footages Available – Toneable also available

© Multilink® Inc. | 440.366.6966 | All Rights Reserved | December 2024
For Terms and Conditions visit: gomultilink.com/about/terms-and-conditions
Specifications subject to change without notice.

Slim Tap

Multilink's Slim Tap was developed for use where a minimal amount of connections are needed and space is limited. The housing has a removable adapter panel that allows access to the rear of the connections to check, repair, or reseat a connector if a problem arises. The pigtail is available with a variety of different fiber and cable types to match your needs. The Slim tap is ideal for use in a DOT cabinet, closet or anywhere space is a contributing factor.

www.gomultilink.com/categories/fiber-optic-closures/slim-tap



Slim Tap Mini
avaible by
special order.



SPECS

Standard Slim Tap



SPECS

Slim Tap 24 avaible
by special order.



SPECS

Slim Tap

Dimensions	15"L x 2"W x 2"D (without fiber pigtail)
Material/Finish	Powder Coated 16 Gauge Steel
Application	Above Grade
Mounting	Cabinet Wall Pedestal

Ordering Information for standard Slim Tap

SLTP — [ ] — [ ] — [ ] — [ ] — [ ]

Fiber Count	
06	6
12	12
24	24*

*LC only

Adapter Type	
SCU	SC/UPC
SCA	SC/APC*
LCU	LC/UPC
LCA	LC/APC*
ST	ST SM

*SM only

Cable Type	
OSP	Outside Plant
OSPA	Outside Plant Armored
FD	Flat Drop (12 count Only)*
FDT	Flat Drop Toneable*

*Not available with OM1 or OM2

Fiber Type	
SM	Single Mode
OM1	OM1 62.1 micron
OM2	OM2 50 mm

Cable Length	
XXXXF	Custom (ft)
XXXXM	Custom (m)

*ex: 100 ft = 0100

© Multilink® Inc. | 440.366.6966 | All Rights Reserved | December 2024
For Terms and Conditions visit: gomultilink.com/about/terms-and-conditions
Specifications subject to change without notice.



Fiber Management and Cable Identification

Efficient cable management requires appropriate slack storage, organization and security. Multilink addresses each of these areas with our Sno-Shoes®, Cable Markers and MultiTag™ Tamper Resistant Security Seals. Be prepared and protect your fiber optic cable and while encouraging safe, proper installation.

Sno-Shoes®
page 114

Cable Markers
page 118

MultiTag™
page 119

© Multilink® Inc. | 440.366.6966 | All Rights Reserved | December 2024
For Terms and Conditions visit: gomultilink.com/about/terms-and-conditions
Specifications subject to change without notice.

Slack Storage Devices

The Multilink Plastic Sno-Shoe® has been designed for two purposes: to store additional lengths of fiber along the strand for later use and to act as a safeguard, protecting a fiber optic cable's minimum bend radius while encouraging proper installation practices. The Multilink Plastic Sno-Shoe® is a durable and cost-effective solution for storing fiber optic cable in the air.

- Prevents micro-bends in fiber optic cable
- Provides consistency and regularity in fiber optic loops
- Solution to spacing problems on poles
- Countersunk nut wells for easy one-tool installation
- Cable Trough™ design leaves installers' hands free to secure cable to the unit
- Stackable in multiple cable configurations to accommodate fiber mount tiering
- Cable Trough™ has slots that secure the cable to the unit in expansion situations without having to remove previously installed cable and drain water and ice

www.gomultilink.com/categories/slack-storage



Strand Mount

DURABLE | EASY INSTALL | EXPANDABLE



ADSS Mount

© Multilink® Inc. | 440.366.6966 | All Rights Reserved | December 2024
For Terms and Conditions visit: gomultilink.com/about/terms-and-conditions
Specifications subject to change without notice.

This is only a spin-off of our website. Visit gomultilink.com for the most current version of this catalog which includes links to spec sheets for noted products and more.

Slack Storage Devices

STOCK ID	MODEL #	DIMENSIONS	MOUNTING KIT	WEIGHT	BEND RADIUS	UOM
7" Plastic Sno-Shoe® w/ Mounting Bracket & Hardware						
649-011-20	VASSB	13"L x 11"W x 1.6"D	Strand	1.4 lbs.	3.5"	1 per pack
649-011-10	VASSB	13"L x 11"W x 1.6"D	None	1.4 lbs.	3.5"	1 per pack
10" Plastic Sno-Shoe® w/ Mounting Bracket & Hardware						
71211K	2110-SSPTB	23.8"L x 12.3"W x 1.1"D	Strand	3.5 lbs	5"	2 per pack
71220K	2110-SSPSS	23.8"L x 12.3"W x 1.1"D	ADSS	3.5 lbs	5"	2 per pack
16" Plastic Sno-Shoe® w/ Mounting Bracket & Hardware						
71244K	2116-SSPTB	24.0"L x 18.0"W x 1.5"D	Strand	4.4 lbs	8"	2 per pack
71215K	2116-SSPSS	24.0"L x 18.0"W x 1.5"D	ADSS	4.4 lbs	8"	2 per pack

© Multilink® Inc. | 440.366.6966 | All Rights Reserved | December 2024
For Terms and Conditions visit: gomultilink.com/about/terms-and-conditions
Specifications subject to change without notice.

Slack Storage Devices



STOCK ID	MODEL #	DIMENSIONS	MOUNTING KIT	WEIGHT	BEND RADIUS	UOM
21" Plastic Sno-Shoe® w/ Mounting Bracket & Hardware						
71221K	2121-SSPTB	33.0"L x 25.3"W x 2.0"D	Strand	6.7 lbs.	11.5"	1 per pack
71226K	2121-SSPSS	33.0"L x 25.3"W x 2.0"D	ADSS	6.7 lbs.	11.5"	1 per pack



16" Plastic Adjustable Sno-Shoe®						
71255K	2116-SAPTBS	24.5"L x 20.5"W x 2.3"D	Strand	5.1 lbs.	8"	1 per pack
71240K*	2116-SAPTBP	24.5"L x 20.5"W x 2.3"D	Pole w/Strut	5.1 lbs.*	8"	1 per pack
71236K	2116-SAPTBW	24.5"L x 20.5"W x 2.3"D	Wall	5.1 lbs.	8"	1 per pack
71239K	2116-SAPTBR	24.5"L x 20.5"W x 2.3"D	Rack	5.1 lbs.	8"	1 per pack
71225K	2116-SAPSS	24.5"L x 20.5"W x 2.3"D	ADSS	5.1 lbs.	8"	1 per pack

*71240K Includes 6ft unistrut. Add 10 lbs.



24" Plastic Adjustable Sno-Shoe®						
71258K	2124-SAPTB	36.8"L x 28.8"W x 2.0"D	Strand	9.6 lbs.	12"	1 per pack
71261K*	2124-SAPTBP	36.8"L x 28.8"W x 2.0"D	Pole w/Strut	9.6 lbs.*	12"	1 per pack
71263K	2124-SAPTBW	36.8"L x 28.8"W x 2.0"D	Wall	9.6 lbs.	12"	1 per pack

*71216K Includes 6ft unistrut. Add 10 lbs.

© Multilink® Inc. | 440.366.6966 | All Rights Reserved | December 2024
For Terms and Conditions visit: gomultilink.com/about/terms-and-conditions
Specifications subject to change without notice.

Slack Storage Accessories



STOCK ID	DESCRIPTION	DIMENSIONS	WEIGHT	COLOR
Stacking Kit For Plastic Sno-Shoe®				
71301K	(2) Risers, (2) Bolts, (2) Washers, (2) Nuts		2 lbs.	



Extensions				
10-7168	(2) 18" Extensions & (2) Hardware Kits			
10-7169	(2) 48" Extensions & (2) Hardware Kits			



Slack Box				
10-4653	Slack Box SSB-303612	30"H x 36"W x 12"D		Gray
072-378-10	Pole Mount for 10-4653			
10-4666	Slack Box SSB-364212	36"H x 42"W x 12"D		Gray
072-379-10	Pole Mount for 10-4666			



Dome Enclosure Mounting Kit				
065-058-10	Pole/Wall mountable kit for the 4048-D Starfighter Dome Enclosure, 4 hooks for cable slack storage			
072-750-10	Bracket Kit for Banding Splice Enclosure			
072-741-10	Bracket Kit for Optima and Cross Connect			

© Multilink® Inc. | 440.366.6966 | All Rights Reserved | December 2024
For Terms and Conditions visit: gomultilink.com/about/terms-and-conditions
Specifications subject to change without notice.

Cable Markers

The Multilink Cable Markers improve on installation times by allowing the installer to simply wrap the marker around the selected cable without the need for special tools or adhesives. The marker's UV stabilized body will not degrade in outside applications. Our selection of colors allows you to distinguish various fiber runs from pre-existing cables. Customized engraving provides easy cable identification in the field. Our cable markers also boast a lifetime warranty on the engraving and a 20 year pro-rated warranty on the plastic body.

- Lifetime warranty on printing and a 20 year pro-rated warranty on plastic body
- Customization provides easy identification of your cables during emergencies or general maintenance
- UV stabilized body won't degrade in outside applications
- Simple and quick installation: Wrap-around design eliminates the need for special tools and adhesives.
- The three different sizes can accommodate a variety of cable configurations
- A variety of colors

www.gomultilink.com/categories/cable-identification-products



Standard Colors	
01	Yellow
02	Orange
Custom Colors	
03	Blue
04	Green
05	Gray
06	White
07	Brown
08	Red

*Other custom colors available upon request



Cable Markers

Ordering Information

MFM – [ ] – [ ] – [ ] – [ ]

Multilink Fiber Marker

Marker Diameter Size

12	.5" x 8"
15	1" x 8"
20	2" x 8"

*Other custom lengths available upon request

Custom Marker Options

00	Lasered "Fiber Optic Cable"
RT	Custom Text
SL	Special Logo

Marker Color Options

Flag Option

F	With Flag
	Without Flag

Multilink's Cable Markers are manufactured in Middlefield, Ohio and laser engraved at the Multilink headquarters in Elyria, Ohio. These products meet the BABAA compliant requirements.

© Multilink® Inc. | 440.366.6966 | All Rights Reserved | December 2024
For Terms and Conditions visit: gomultilink.com/about/terms-and-conditions
Specifications subject to change without notice.

This is only a spin-off of our website. Visit gomultilink.com for the most current version of this catalog which includes links to spec sheets for noted products and more.

MultiTag™ Tamper Resistant Security Seals

The Multilink MultiTag™ is engineered to protect installers' cables while displaying helpful information about the cable or unit it's connected to. The seal's unique, patented design surrounds the cable with both the body and hasp, making the tag tamper-proof.

www.gomultilink.com/categories/cable-identification-products



Get Your Custom Logo Engraved On Your Tags!

Cable Markers

Ordering Information

MT – [ ] – [ ] – [ ] – [ ]

Multilink Tag	Option 1	Option 2	Tag Color	Wire Type

Wire Options	
PO*	Plain
LW*	Large Writing Panel
BA*	Barcode w/Alphanumerical (5,000 MOQ)
A	7 Digit Alphanumerical
N	Custom Name
L	Custom Logo
W	Writing Panel
O	Denotes No Second Option Desired

*Second option not available

Wire Options			
01	Yellow	09	Lt. Blue
02	Orange	10	Dk. Blue
03	Purple	11	Lt. Green
04	Gold	12	Dk. Green
05	White	13	Blue Gray
06	Black	14	Rose
07	Red	15	Beige

Other custom colors available upon request

Wire Options	
A	Standard
B	Loop



© Multilink® Inc. | 440.366.6966 | All Rights Reserved | December 2024
For Terms and Conditions visit: gomultilink.com/about/terms-and-conditions
Specifications subject to change without notice.



Demarcation Points

Multilink's Demarcation Enclosures are built to meet your specific needs. Enclosures are available in plastic, steel, stainless steel and aluminum and are tested for indoor and outdoor use.

RNI Enclosures
page 121

Multi-Media Enclosures
page 128

Wall Mount Enclosures
page 137

Steel Box Enclosures
page 148

© Multilink® Inc. | 440.366.6966 | All Rights Reserved | December 2024
For Terms and Conditions visit: gomultilink.com/about/terms-and-conditions
Specifications subject to change without notice.

This is only a spin-off of our website. Visit gomultilink.com for the most current version of this catalog which includes links to spec sheets for noted products and more.

RNI Enclosures

Multilink's series of RNI enclosures sets the standard in demarcation enclosures. Different options are available including the patented Flexgrid™ system, slack brackets, and captive and non-captive entrances. We also offer the ability to patch and splice allowing unparalleled flexibility for almost any application you may have. Our line of demarcation enclosures is ideal for FTTX builds, housing CATV equipment such as splitters and ground blocks, or anywhere a demarcation point is needed to transition from an outside environment to an inside environment. Our enclosures can be customized with options such as logo imprinting so you can be sure your needs are met.

- » Captive & non-captive models
- » FlexGrid™ mounting system (select models)
- » Durable & rugged composition
- » Paintable material

www.gomultilink.com/categories/demarcation-enclosures/rni-boxes



Multilink's NEW Fiber Spool (page 127)

EASY INSTALL | EASY LOAD | EASY MAINTENANCE



© Multilink® Inc. | 440.366.6966 | All Rights Reserved | December 2024
For Terms and Conditions visit: gomultilink.com/about/terms-and-conditions
Specifications subject to change without notice.

RNI Enclosures

www.gomultilink.com/categories/demarcation-enclosures/rni-boxes

Indoor/Outdoor Wall Enclosures

STOCK ID	DESCRIPTION	DIMENSIONS	WEIGHT	MATERIAL	CABLE ENTRY	UOM
Wall Enclosure RNI-200						
020-249-20	Indoor/Outdoor plastic demarcation enclosure. Has non-captive cable entrances. Uses our patented FlexGrid™ mounting system. Security: Hex Wrench, Pad Lock Fitting	**Exterior:** 8.47"H x 8.06"W x 3.22"D **Interior:** 7.650"H x 6.146"W x 2.955"D	17 lbs per case	Gray UV Stabilized Plastic (can be painted with latex paint)	Non-Captive	24 per case
Wall Enclosure RNI-300						
020-225-20	Indoor/Outdoor plastic demarcation enclosure. Has captive cable entrances. Uses our patented FlexGrid™ mounting system. Security: Hex Wrench Pad, Lock Fitting	**Exterior:** 9.37"H x 8.06"W x 3.22"D **Interior:** 7.650"H x 6.146"W x 2.955"D	17 lbs per case	Gray UV Stabilized Plastic (can be painted with latex paint)	Captive	24 per case
Wall Enclosure RNI-400						
020-503-10	Indoor/Outdoor plastic demarcation enclosure. It is a non-captive box that features our patented FlexGrid™ mounting system. The RNI-400 has various component kits available which allows the proper configuration for your application. Security: Hex Wrench or Pad Lock Fitting	**Exterior:** 9.31"H x 8.92"W x 3.62"D **Interior:** 6.75"H x 8.25"W x 3"D	Approx. 20 lbs per case	Gray UV Stabilized Plastic (can be painted with latex paint)	Non-Captive	32 per case
Wall Enclosure RNI-1000						
020-027-20	Removable door has dual locking systems and accepts custom logos imprints. Countersunk mounting holes for easy mounting on uneven surfaces.	**Exterior:** 9.9"H x 10.52"W x 3.27"D **Interior:** 7.5"H x 8.0"W x 1.75"D	34 lbs. per case	Gray UV Stabilized Plastic (can be painted with latex paint)	Captive Multiple Entry Points at Bottom of Enclosure	20 per case



SPECS

logo imprint available



SPECS

logo imprint available



SPECS

logo imprint available



SPECS

logo imprint available

© Multilink® Inc. | 440.366.6966 | All Rights Reserved | December 2024
For Terms and Conditions visit: gomultilink.com/about/terms-and-conditions
Specifications subject to change without notice.

RNI Enclosures

www.gomultilink.com/categories/demarcation-enclosures/rni-boxes

Indoor/Outdoor Wall Enclosures

STOCK ID	DESCRIPTION	DIMENSIONS	WEIGHT	MATERIAL	CABLE ENTRY	UOM
Wall Enclosure RNI-1200						
020-027-20	Removable door has dual locking systems and accepts custom logos imprints. Countersunk mounting holes for easy mounting on uneven surfaces. Features our patented FlexGrid™ mounting system. Slots accept #6 & #8 screws.	**Exterior:** 9.9"H x 10.52"W x 5.29"D **Interior:** 7.5"H x 8.0"W x 4"D	13 lbs. per case	Gray UV Stabilized Plastic (can be painted with latex paint)	Captive Multiple Entry Points at Bottom of Enclosure	10 per case
Wall Enclosure RNI-1500						
020-028-20	Plastic demarcation enclosure. Removable door has dual locking systems. Countersunk mounting holes for easy mounting on uneven surfaces.	**Exterior:** 11.88"H x 12.27"W x 4.86"D **Interior:** 9.5"H x 9.5"W x 3.25"D	20 lbs. per case	Gray UV Stabilized Plastic (can be painted with latex paint)	Captive Multiple Entry Points at Bottom of Enclosure	10 per case
Wall Enclosure RNI-2000						
020-115-20	Plastic demarcation enclosure. Features our patented FlexGrid™ mounting system. Mounting area: approximately 9"Wide and 6". Specialized grommet strip for added weatherproofing. Industry standard locking terminal for security of contents.	**Exterior:** 11.92"H x 12.27"W x 4.91"D **Interior:** 9.5"H x 9.5"W x 3.25"D	20 lbs. per case	Gray UV Stabilized Plastic (can be painted with latex paint)	Captive Multiple Entry Points at Bottom of Enclosure	10 per case
Wall Enclosure RNI-2200						
020-180-20	Plastic demarcation enclosure. Has captive cable entrance.	**Exterior:** 10.75"H x 10.23"W x 4.52"D **Interior:** 9.75"H x 9.75"W x 3.75"	13 lbs. per case	Gray UV Stabilized Plastic (can be painted with latex paint)	Captive Multiple Entry Points at Bottom of Enclosure	10 per case



SPECS **logo imprint available**

Shown Loaded: 020-098-10



SPECS **logo imprint available**



SPECS **logo imprint available**



SPECS **logo imprint available**

© Multilink® Inc. | 440.366.6966 | All Rights Reserved | December 2024
For Terms and Conditions visit: gomultilink.com/about/terms-and-conditions
Specifications subject to change without notice.

RNI Enclosures

www.gomultilink.com/categories/demarcation-enclosures/rni-boxes

Indoor/Outdoor Wall Enclosures

STOCK ID	DESCRIPTION	DIMENSIONS	WEIGHT	MATERIAL	CABLE ENTRY	UOM
Wall Enclosure RNI-2250						
020-505-10	Plastic demarcation enclosure designed for use in either indoor or outdoor environments. It is a non-captive box that features our patented FlexGrid™ mounting system.	**Exterior:** 12.46"H x 10.66"W x 4.37"D **Interior:** 10.25"H x 9.75"W x 3.75"D	Approx. 20 lbs per case	Gray UV Stabilized Plastic (can be painted with latex paint)	Non-Captive	12 per case
Wall Enclosure RNI-2500						
020-104-20	Plastic demarcation enclosure. Features our patented FlexGrid™, guaranteed to fit any manufacturers splitter footprint. Four raised mounting blocks allow for a second level mounting plate to be installed above the base level of the enclosure. Specialized grommets & main cable tie-down location for added security with industry standard locking terminal.	**Exterior:** 12.95"H x 12.37"W x 4.90"D **Interior:** 9.75"H x 9.75"W x 3.75"D	20 lbs. per case	Gray UV Stabilized Plastic (can be painted with latex paint)	Non-Captive Multiple Entry Points at Bottom of Enclosure	10 per case
Wall Enclosure RNI-2600						
020-174-20	Plastic demarcation enclosure. Features our patented FlexGrid™ mounting system. Mounting area: approximately 9"Wide and 6". Specialized grommet strip for added weatherproofing. Industry standard locking terminal for security of contents.	**Exterior:** 11.92"H x 12.29"W x 4.91"D **Interior:** 9.5"H x 9.5"W x 3.25"D	20 lbs. per case	Gray UV Stabilized Plastic (can be painted with latex paint)	Non-Captive Multiple Entry Points at Bottom of Enclosure	10 per case
Wall Enclosure RNI-2800						
020-507-10	Plastic demarcation enclosure designed for use in either indoor or outdoor environments. It is a non-captive box that features our patented FlexGrid™ mounting system. The RNI-2800 has an optional, lockable divider plate to limit access to back compartment.	**Exterior:** 12.73"H x 13.52"W x 5.62"D **Interior:** 11.5"H x 11.75W" x 4.75"D	Approx. 22 lbs per case	Gray UV Stabilized Plastic (can be painted with latex paint)	Non-Captive	12 per case



SPECS

logo imprint available

Shown Loaded: 020-104-50



SPECS

logo imprint available



SPECS

logo imprint available



SPECS

logo imprint available

© Multilink® Inc. | 440.366.6966 | All Rights Reserved | December 2024
For Terms and Conditions visit: gomultilink.com/about/terms-and-conditions
Specifications subject to change without notice.

RNI Enclosures

www.gomultilink.com/categories/demarcation-enclosures/rni-boxes

Indoor/Outdoor Wall Enclosures

STOCK ID	DESCRIPTION	DIMENSIONS	WEIGHT	MATERIAL	CABLE ENTRY	UOM
Multimedia Single Door Plastic Demarcation Enclosure RNI-3600						
 SPECS						
30617K	Plastic demarcation enclosure. Removable door has dual locking systems. Counter-sunk mounting holes for easy mounting on uneven surfaces. Plywood optional. Injection molded available.	11.5"H x 11.5"W x 5.17"D	18 lbs. per case	Gray UV Stabilized Plastic (can be painted with latex paint)	Captive Multiple Entry Points at Bottom of Enclosure	10 per case
Multimedia Double Door Plastic Demarcation Enclosure RNI-3620						
 SPECS						
30652K	Plastic demarcation enclosure. Removable doors has dual locking systems. Removable plastic insert has 2 knockouts for F-81 hex holes and an open end hex hole in the center of plate for an F-81. Countersunk mounting holes for easy mounting on uneven surfaces. Wall mounted or on a pedestal stake. Ply-wood optional. Injection molded available.	13.84"H x 8"W x 4.4"D	18 lbs. per case	Gray UV Stabilized Plastic (can be painted with latex paint)	Captive Multiple Entry Points at Bottom of Enclosure	10 per case
Single Door Plastic Demarcation Enclosure RNI-3800						
 SPECS						
10-8609	Plastic demarcation enclosure. Removable door has dual locking systems. Counter-sunk mounting holes for easy mounting on uneven surfaces. Plywood optional. Injection molded available.	11.92"H x 9.51"W x 6.09"D	18 lbs. per case	Gray UV Stabilized Plastic (can be painted with latex paint)	Captive Multiple Entry Points at Bottom of Enclosure	10 per case

© Multilink® Inc. | 440.366.6966 | All Rights Reserved | December 2024
For Terms and Conditions visit: gomultilink.com/about/terms-and-conditions
Specifications subject to change without notice.

RNI Enclosures

www.gomultilink.com/categories/demarcation-enclosures/rni-boxes

Indoor/Outdoor Wall Enclosures



STOCK ID	DESCRIPTION	DIMENSIONS	WEIGHT	MATERIAL	CABLE ENTRY	UOM
Single Door Plastic Demarcation Enclosure RNI-3900						
10-9899	Plastic demarcation enclosure. Removable door has dual locking systems. Countersunk mounting holes for easy mounting on uneven surfaces. Plywood optional. Injection molded available.	12.15"H x 9.55"W x 4.40"D	18 lbs. per case	Gray UV Stabilized Plastic (can be painted with latex paint)	Captive Multiple Entry Points at Bottom of Enclosure	10 per case (100 pc minimum)

Non-Captive Plastic Demarcation Enclosure (Patent#331-740)

Features removable cover with dual locking system, replaceable hasp and Guard Tower locking terminator.
Custom logos/imprints and injection-molded available as well as customization to your application.



STOCK ID	DESCRIPTION	DIMENSIONS	WEIGHT	CABLE ENTRY	UOM
30125K	CC-1/JR-T Set Up for Locking Terminator Use	9.44"H x 5.4"W x 3.1"D	26 lbs. per case	Non-Captive	50/Case
30105K	CC-1/DWB-T	9.85"H x 6.75"W x 3.7"D	25 lbs. per case	Non-Captive	30/Case
30307K	CC-1/DWB-TS Tamper Proof Screw	9.85"H x 6.75"W x 3.7"D	25 lbs. per case	Non-Captive	30/Case
30155K	CC-1/110-T Set Up for Locking Terminator Use	11"H x 7.0"W x 4.25"D	38 lbs. per case	Non-Captive	30/Case
31440	C-1PC Terminator Cap for CC-1 Enclosures - Gray	N/A	N/A	N/A	Each

Non-Captive Plastic Demarcation Enclosure SDU-9134 (Single Dwelling Unit)



The SDU is more than a plastic enclosure. The innovative, NON-CAPTIVE design speeds the upgrade installation time of installing a new demarcation enclosure without disconnecting the customer's service. Features removable cover with dual locking system, replaceable hasp and Guard Tower locking terminator. Custom logos/imprints and injection-molded available as well as customization to your application.

30211K	SDU-9134 Set up with replaceable hasp and locking terminator security post	13.85"H x 9.31"W x 4"D	19 lbs. per case	Non-Captive	10/Case
30222K	SDU-9134 Set up with replaceable hasp and locking terminator security post - Features Deep Lid	13.85"H x 9.31"W x 5"D	16 lbs. per case	Non-Captive	8/Case

SDU-9134 features tamper proof screws 10/Case

Riser Tubing



STOCK ID	DESCRIPTION	DIMENSIONS	UOM
31701	Slit Back Snap-On Style Riser Tubing	6'L x .5" ID x .875" OD	60/Case
31705	578-RT Solid Body Riser Tubing	6'L x .5" ID x .875" OD	60/Case
649-363-10	Slit Back Snap-On Style Riser Tubing	9'L x .5" ID x .875" OD	70/Case
31702	Mounting Strap for Riser Tubing	0.875"	Each

© Multilink® Inc. | 440.366.6966 | All Rights Reserved | December 2024
For Terms and Conditions visit: gomultilink.com/about/terms-and-conditions
Specifications subject to change without notice.

This is only a spin-off of our website. Visit gomultilink.com for the most current version of this catalog which includes links to spec sheets for noted products and more.

RNI Accessories

www.gomultilink.com/categories/accessories-maintenance/fiber-accessories



Slack Holder Kit – RNI 200, 300 & 400 Only

STOCK ID – 072-803-30

Mountable slack storage holders, kit includes 3



Fiber Management Clip Kit

STOCK ID – 072-803-25



Spool/Ear Fiber Management Kit

STOCK ID – 072-803-20



Fiber Plate and Spool

STOCK ID – 072-853-125

Fiber management plate with SC/APC fiber deployment spool and cable. (125 ft)

STOCK ID – 072-852-10

Fiber management plate.



Splice Chip Holder and SC Adaptor

STOCK ID – 072-803-35



Splice Chip Holder

STOCK ID – 649-255-10

Mountable bracket utilized as a splice holder



Flat Drop Grommet Kit for RNI 300

STOCK ID – 072-730-10

3/4" NPT Fitting and Grommet Kit



Ground Kit

STOCK ID – 072-803-15



Node Bracket Kit

STOCK ID – 072-803-10

Pre-Connectorized Fiber House Drop

067-292-300-ML	300'
067-292-250-ML	250'
067-292-200-ML	200'
067-292-150-ML	150'
067-292-100-ML	100'



Grommet Inserts for 3/4" NPT Fittings



STOCK ID	10-8084	10-8087	10-8085	10-8090	10-8092	10-8091	10-8088	10-9999	642-066-10
10 PACK ID	10-8096	10-8106	10-8097	10-8109	10-8111	10-8110	10-8107	10-5414	N/A
# OF PORTS	4	4	3	3	3	2	1	1	1
CABLE SIZE	.20"-.24"	.16"-.20"	.24"-.28"	.16"-.20"	Flat Drop	.25"-.29"	.27"-.31"	.32"-.46"	Flat
WEIGHT	.5 lbs.	.5 lbs.	.5 lbs.	.5 lbs.	.5 lbs.	.5 lbs.	.5 lbs.	.5 lbs.	.5 lbs.

© Multilink® Inc. | 440.366.6966 | All Rights Reserved | December 2024
For Terms and Conditions visit: gomultilink.com/about/terms-and-conditions
Specifications subject to change without notice.

Multi-Media Enclosure

Smart homes/offices are driving the need for small network hubs within living quarters and businesses. Multilink provides clean, easy-to-maintain Multi-Media Enclosures with this in mind. The enclosures are capable of being recess mounted in the wall, surface mounted or free standing. They are made from Wi-Fi friendly plastic so your signal won't be affected. Expandable sections ensure plenty of space for current and for future expansions.

- » Expandable sections
- » Recess, surface & free standing mounting
- » Independent door functionality
- » Vented or Unvented Doors

www.gomultilink.com/categories/multi-media-enclosure



EXPANDABLE | EASY MAINTENANCE | ORGANIZED









Deep Frame | Standard Frame | Flush/Tapered Frame | Floor Stand

© Multilink® Inc. | 440.366.6966 | All Rights Reserved | December 2024
For Terms and Conditions visit: gomultilink.com/about/terms-and-conditions
Specifications subject to change without notice.

This is only a spin-off of our website. Visit gomultilink.com for the most current version of this catalog which includes links to spec sheets for noted products and more.



30" Multi-Media Enclosure Shown

Multi-Media Enclosures Configurator

Ordering Information

Material	
FR	Flame Retardant Plastic

MDE – [ ] – FR – [ ] – [IF APPLICABLE] – [ ] – [ ]

Enclosure Style	
W	Standard Frame
T	Flush/Tapered Frame
F	Floor Stand
D	Deep Frame

Size (Height)	
15	15"H
30	30"H
45	45"H
60	60"H

Section 1-6 Door	
S	Standard
V	Vented
SC	Standard Custom Nameplate
VC	Vented Custom Nameplate

Lock	
Y	Yes
N	No

Latch	
Y	Yes
N	No

© Multilink® Inc. | 440.366.6966 | All Rights Reserved | December 2024
For Terms and Conditions visit: gomultilink.com/about/terms-and-conditions
Specifications subject to change without notice.

Multi-Media Enclosure

www.gomultilink.com/categories/multi-media-enclosure

Standards:
UL 2416 - Audio/Video, Information, and Communication Technology Equipment Cabinet, Enclosure and Rack Systems
CAN/CSA C22.2 No. 60950-1-07 - Canadian Standard for Safety for Information Technology Equipment – Safety – Part 1: General Requirements



Standard Multi-Media Enclosures

STOCK ID	DESCRIPTION	DIMENSIONS	MATERIAL	COLOR	MOUNTING
020-296-10	Standard 15"W/ Vented Door	15"W x 15"H x 4.5"D	Plastic	White	Wall
020-296-20	Standard 15"W/ Solid Door	15"W x 15"H x 4.5"D	Plastic	White	Wall
020-298-10	Standard 30"W/ Vented Door	15"W x 30"H x 4.5"D	Plastic	White	Wall
020-298-20	Standard 30"W/ Solid Door	15"W x 30"H x 4.5"D	Plastic	White	Wall
020-300-10	Standard 45"W/ Vented Door	15"W x 45"H x 4.5"D	Plastic	White	Wall
020-300-20	Standard 45"W/ Solid Door	15"W x 45"H x 4.5"D	Plastic	White	Wall
020-302-10	Standard 60"W/ Vented Door	15"W x 60"H x 4.5"D	Plastic	White	Wall
020-302-20	Standard 60"W/ Solid Door	15"W x 60"H x 4.5"D	Plastic	White	Wall
020-390-10	Standard 15"W/ Deep Frame	15"W x 15"H x 6.87"D (6"ID)	Plastic	White	Wall
020-392-10	Standard 30"W/ Deep Frame	15"W x 30"H x 6.87"D (6"ID)	Plastic	White	Wall
020-394-10	Standard 45"W/ Deep Frame	15"W x 45"H x 6.87"D (6"ID)	Plastic	White	Wall
020-396-10	Standard 60"W/ Deep Frame	15"W x 60"H x 6.87"D (6"ID)	Plastic	White	Wall

© Multilink® Inc. | 440.366.6966 | All Rights Reserved | December 2024
For Terms and Conditions visit: gomultilink.com/about/terms-and-conditions
Specifications subject to change without notice.

Multi-Media Enclosure

www.gomultilink.com/categories/multi-media-enclosure



Flush Mount Multi-Media Enclosures

STOCK ID	DESCRIPTION	DIMENSIONS	MATERIAL	COLOR	MOUNTING
020-297-10	Flush Mount 15"W/ Vented Door	15"W x 15"H x 4.5"D	Plastic	White	Stud
020-297-20	Flush Mount 15"W/ Solid Door	15"W x 15"H x 4.5"D	Plastic	White	Stud
020-299-10	Flush Mount 30"W/ Vented Door	15"W x 30"H x 4.5"D	Plastic	White	Stud
020-299-20	Flush Mount 30"W/ Solid Door	15"W x 30"H x 4.5"D	Plastic	White	Stud
020-301-10	Flush Mount 45"W/ Vented Door	15"W x 45"H x 4.5"D	Plastic	White	Stud
020-301-20	Flush Mount 45"W/ Solid Door	15"W x 45"H x 4.5"D	Plastic	White	Stud
020-303-10	Flush Mount 60"W/ Vented Door	15"W x 60"H x 4.5"D	Plastic	White	Stud
020-303-20	Flush Mount 60"W/ Solid Door	15"W x 60"H x 4.5"D	Plastic	White	Stud
020-391-10	Flush Mount 15"W/ Deep Frame	15"W x 15"H x 6.87"D (6"ID)	Plastic	White	Wall
020-393-10	Flush Mount 30"W/ Deep Frame	15"W x 30"H x 6.87"D (6"ID)	Plastic	White	Wall
020-395-10	Flush Mount 45"W/ Deep Frame	15"W x 45"H x 6.87"D (6"ID)	Plastic	White	Wall
020-398-10	Flush Mount 60"W/ Deep Frame	15"W x 60"H x 6.87"D (6"ID)	Plastic	White	Wall



Floor Stand Multi-Media Enclosures

STOCK ID	DESCRIPTION	DIMENSIONS	MATERIAL	COLOR	MOUNTING
020-294-10	Floor Stand 15"W/ Vented Door	15"W x 15"H x 4.5"D	Plastic	White	Floor Stand
020-295-10	Floor Stand 30"W/ Vented Door	15"W x 15"H x 4.5"D	Plastic	White	Floor Stand

© Multilink® Inc. | 440.366.6966 | All Rights Reserved | December 2024
For Terms and Conditions visit: gomultilink.com/about/terms-and-conditions
Specifications subject to change without notice.



Deep Frame Retro-Fit Multi-Media Enclosure Kits

STOCK ID	DESCRIPTION	MATERIAL	COLOR	MOUNTING
072-722-10	Standard Deep Frame Retro-Fit Multi-Media Enclosure Kits 15" (frame only)	Plastic	White	Stud
072-723-10	Flush Mount Deep Frame Retro-Fit Multi-Media Enclosure Kits 15" (frame only)	Plastic	White	Stud
072-724-10	Standard Deep Frame Retro-Fit Multi-Media Enclosure Kits 30" (frame only)	Plastic	White	Stud
072-725-10	Flush Mount Deep Frame Retro-Fit Multi-Media Enclosure Kits 30" (frame only)	Plastic	White	Stud
072-726-10	Standard Deep Frame Retro-Fit Multi-Media Enclosure Kits 45" (frame only)	Plastic	White	Stud
072-727-10	Flush Mount Deep Frame Retro-Fit Multi-Media Enclosure Kits 45" (frame only)	Plastic	White	Stud
072-728-10	Standard Deep Frame Retro-Fit Multi-Media Enclosure Kits 60" (frame only)	Plastic	White	Stud
072-729-10	Flush Mount Deep Frame Retro-Fit Multi-Media Enclosure Kits 60" (frame only)	Plastic	White	Stud



45" Standard Deep Frame Shown

© Multilink® Inc. | 440.366.6966 | All Rights Reserved | December 2024
For Terms and Conditions visit: gomultilink.com/about/terms-and-conditions
Specifications subject to change without notice.

This is only a spin-off of our website. Visit gomultilink.com for the most current version of this catalog which includes links to spec sheets for noted products and more.

Multi-Media Enclosure Accessories

www.gomultilink.com/categories/multi-media-enclosure

















© Multilink® Inc. | 440.366.6966 | All Rights Reserved | December 2024
For Terms and Conditions visit: gomultilink.com/about/terms-and-conditions
Specifications subject to change without notice.

Fiber Distribution Units

www.gomultilink.com/categories/fiber-distribution-units/wall-mount/plastic-fiber-distribution-units

Indoor Style Fiber Distribution Units



STOCK ID	DESCRIPTION	DIMENSIONS	MATERIAL	CAPACITY
Wall Mount Fiber Enclosure FWP-2SC-2SP				
065-773-10 (black) **065-773-11 (ivory)**	Wall mounted, plastic distribution unit with removable cover, SC duplex adapter holder, and splice holder.	6"L x 3"W x 0.625"D	Plastic	2SC Connections (2) Splices



Wall Mount Fiber Enclosure FWP-4SC-4SP (ML-49)				
020-124-20	Wall mounted, plastic distribution unit with removable cover and swing out slack tray.	4.3"L x 6"W x 1.2"D	Plastic	(4) SC Connections (4) Splices

Outdoor Style Fiber Distribution Units



STOCK ID	DESCRIPTION	DIMENSIONS	MATERIAL	CAPACITY	CABLE ENTRY
Wall Mount Fiber Enclosure FWP-8SC-12SP (ML-51)					
020-118-20	Wall mounted, plastic distribution unit with removable cover and swing out splice panel.	8.3"H x 6.9"W x 2"D	Plastic	(8) SC Connections Integrated 12 Fiber Splice Tray	(3) 1/2" Compression Fittings



Wall Mount Fiber Enclosure FWP-16SC-24SP (ML-50)					
020-120-20	Wall mount distribution box with flip-up patch panel, and fixed splice tray below	12"H x 10.25"W x 3.75"D	Plastic	(16) SC Connections Integrated 24 Fiber Splice Tray	2 Main 16 Drop

*Adapters, Adapter Panels, and Fiber not included in units

© Multilink® Inc. | 440.366.6966 | All Rights Reserved | December 2024
For Terms and Conditions visit: gomultilink.com/about/terms-and-conditions
Specifications subject to change without notice.

This is only a spin-off of our website. Visit gomultilink.com for the most current version of this catalog which includes links to spec sheets for noted products and more.

Raceway Molding

Multilink's line of Raceway Molding is an economical solution for fast, easy installation and is ideal for MDU's, hospitals, churches or anywhere cables need to be surface mounted. Our in-depth line of Raceway includes both interior and exterior grades as well as our patented downspout molding. For a full list of molding visit www.gomultilink.com/categories/raceway-molding.



www.gomultilink.com/categories/raceway-molding



Downspout Exterior Raceway System

Provides a simple solution to cover up any wiring or piping that runs along your exterior walls and is architecturally pleasing.



Cove Molding

Category 5, 5E and 6, 1" Bend Radius Compliant



Security Locking Molding

3" bend radius meets coax drop cable return path bend radius standards.



Quarter Round Molding

Designed to house cabling where the wall meets the floor or the wall meets the ceiling. The cover is hinged, and the accessory pieces snap over the outside of the raceway for ease of installation. The molding transitions to Multilink's standard MRM-75 latch duct and square moldings by use of the "T" fitting.



Overlay Molding

Designed to be installed over an existing provider's molding system. A two piece design allows for access to the first molding system without disconnecting any cables. It snaps onto the base mounted below the existing molding and "covers up" the existing molding and the new base. With a smooth co-extruded flexible cable keeper it won't damage any cables during installation or removal.



Micro Molding™

Multilink's Micro Molding™ is a compact design for Multi Dwelling Units (MDU's) like apartment complexes or hotels and commercial fiber building applications for interior use. The Micro Molding™ is designed to house up to 12 900µm fibers.



Multilink Latch Duct MultiRaceway

The MRM Series Latch Duct Raceway is an adhesive backed, highly flexible, one piece design that installs quickly and easily. All fittings incorporate a minimum of 1" bend radius, maintaining end to end connectivity even when filled to capacity or pulled through raceway.



Steel Molding

Tuff Top Coating for Olympic Steel Molding
Category 5, 5E & 6, 1" Bend Radius Compliant

© Multilink® Inc. | 440.366.6966 | All Rights Reserved | December 2024
For Terms and Conditions visit: gomultilink.com/about/terms-and-conditions
Specifications subject to change without notice.

Slack Storage Boxes

www.gomultilink.com/categories/demarcation-enclosures/wall-termination-enclosures



Slack Storage Boxes

STOCK ID	DESCRIPTION	DIMENSIONS	WEIGHT	MATERIAL
Fiber Storage Box				
020-533-10	This storage box with multiple knockouts on all four sides of the box to providing plenty of ways to run your fiber/cable in and out of the box. With an opening in the back of the box, the cable can enter thru the wall directly into the box.	12"H x 12"W x 6"D	1.95 lbs.	UV Stabilized Plastic



STOCK ID	DESCRIPTION	DIMENSIONS	COLOR	CABLE TYPE	UOM
Fiber Optic Exterior Slack Storage Box					
020-004-23	Slack Box, Exterior with 3, 1" holes	4.8" L x 4.8" W x 2.2" D	Ivory	3mm Fiber Optic Cable	Each
020-004-24	Slack Box, Exterior without holes	4.8" L x 4.8" W x 2.2" D	Ivory	3mm Fiber Optic Cable	Each

(Knockouts For MRM75, MRC75 & Single Fiber Raceway)



Fiber Optic Exterior Slack Storage Box					
10-9433	MRS-3TB-LW	3.95"L x 3.95"W x 1.19"D	Linen White		Each
10-9434	MRS-3TB-IV	3.95"L x 3.95"W x 1.19"D	Ivory		Each

(Knockouts For MRM75, MRC75, MRM12 & MRC12)



Fiber Optic Exterior Slack Storage Box					
020-026-10	MRS-6TB-LW	5.00"L x 5.00"W x 2.00"D	Linen White		Each
020-026-11	MRS-6TB-IV	5.00"L x 5.00"W x 2.00"D	Ivory		Each



Telephony Demarcation Enclosure ML-200					
10-6897	Plastic demarcation enclosure. Wall or pole mountable with integrated security features. Hinged cover for ease in access. Corrosion and weatherproof for outdoor applications. Impact resistant and UV resistant for maximum field survivability.	5.0"H x 3.24"W x 2.5"D			Each

© Multilink® Inc. | 440.366.6966 | All Rights Reserved | December 2024
For Terms and Conditions visit: gomultilink.com/about/terms-and-conditions
Specifications subject to change without notice.

Wall Mount Fiber Enclosure

The Multilink series of wall-mounted optical termination enclosures are designed to provide solutions for both the interconnection of patch cabling and a combination of patching and splicing. The series accommodates up to 17 termination panels. Depending on the type of optical termination panel used, enclosures can support up to 288 terminations. Our Wall Mount Fiber Enclosures are separated into several application-specific groups to support the level of termination capacity and feature sets required for the enclosure's mount location.

- » Durable steel or aluminum with a polyester powder coat finish
- » Additional measures of security with various door and lock options available
- » Individual compartments for separation of network and distribution terminations
- » Available with loaded termination panels and pre-connectorized pigtails

www.gomultilink.com/categories/wall-mount



EASY INSTALL | EASY LOAD | EASY MAINTENANCE



© Multilink® Inc. | 440.366.6966 | All Rights Reserved | December 2024
For Terms and Conditions visit: gomultilink.com/about/terms-and-conditions
Specifications subject to change without notice.

Wall Mount Configurator

www.gomultilink.com/categories/wall-mount

Wall Mount FDU Configurator

ML - ☐ — ☐ — ☐ — ☐ — ☐ — ☐ — ☐ — ☐

ML - 02 - 24 - B - ST6 - DST - 003 - 21 - 12

Example Translates:
FWM-4X-LC, 24 loaded ports, Black, ST 6 Port Multimode, Distribution Cable, 3 meters in length, equipped with 2 of the 1120-SSTA trays, 12 Splices per tray

Wall Mount Shown:
045-780-00 with optional CT-X Cassettes



Enclosure Type	# Of Conn.	Color	Adapter	Pigtail	Length (Meters)	Splice Tray***	Splice Count
WALL MOUNTS							
01 FWM-2X-LC	**006**	**B**-Black	**SCS**=SC Simplex MM	**00**=None	**00X****	**X1**=1120-SSTA	**12**
02 FWM-4X-LC	**012**	**O**-Off White	**SCD**=SC Duplex MM	**T9**=900µm (spiral wrap)		**X2**=2000-SSTA	**24**
05 FF-WM-2X	**018**	**BE**-Beige*	**SUS**=SC Simplex SM	**T3**=3mm		**X3**=2020-SSTP	**24**
06 FF-WM-4X	**024**	**G**-Gray*	**SUD**=SC Duplex SM	**MD**=Module		**X4**=4048-SSTP	**24**
08 FWM-4X-D	**030**		**SAS**=SC/APC Simplex SM	**OSP**=OSP Dielectric Cable		**X5**=4072-SSTP	**36**
09 FWM-9X-D	**036**		**SAD**=SC/APC Duplex SM	**OSA**=OSP Armored Cable		**X6**=3000-SSTA	**24**
53 FF-OCS-4X	**042**		**SGS**=SC Simplex 10Gig	**RBN**=Ribbon		**X7**=3030-SSTP	**24**
11 FF-OCS-6X	**048**		**SGD**=SC Duplex 10Gig	**DST**=Distribution Cable (Riser Rated)		**X8**=612-SSTP	**12**
22 FWM-2X-N4	**054**					**X9**=1120-SSTP	**12**
23 FWM-2X-N4D	**060**		**FC**=FC MM			**X10**=1124-SSTP	**12**
24 FWM-4X-N4D	**066**		**FU**=FC SM				
25 FWM-12X-N4D	**072**		**FA**=FC/APC			"X"Denotes number of trays	
26 WM-2X (Multilite)	**096**						
27 WM-4X (Multilite)	**144**		**LCAD**=LC/APC Duplex SM				
28 WM-8X (Multilite)	**288**		**LCAQ**=LC/APC Quad SM				
29 FF-WM-8X			**LCPD**=LC Duplex MM				
32 FWM-1X-BK			**LCPQ**=LC Quad MM				
33 FWM-1X-SP-BK			**LCUD**=LC Duplex SM				
35 FWM-2X-PH			**LCUQ**=LC Quad SM				
37 RNI-1000			**LCGD**=LC Duplex 10 Gig				
38 RNI-1500			**LCGQ**=LC Quad 10 Gig				
43 RNI-1200							
45 RNI-2500			**ST6**=ST 6 port MM				
49 FWP-4SC-4SP			**ST8**=ST 8 port MM				
50 FWP-16SC-24SP			**ST12**=ST 12 port MM				
51 FWP-8SC-12SP			**SM6**=ST 6 port SM				
62 FWM-2X-BK (Signature)			**SM8**=ST 8 port SM				
63 FWM-4X-BK (Signature)			**SM12**=ST 12 port SM				
64 FWM-8X-BK (Signature)							
65 FWM-12X-BK (Signature)							

* Only available in specified boxes. Refer to catalog descriptions.
** Feet divided by 2.54 and rounded up to the full meter.
*** Align with unit type.

© Multilink® Inc. | 440.366.6966 | All Rights Reserved | December 2024
For Terms and Conditions visit: gomultilink.com/about/terms-and-conditions
Specifications subject to change without notice.

This is only a spin-off of our website. Visit gomultilink.com for the most current version of this catalog which includes links to spec sheets for noted products and more.

Wall Mount Fiber Enclosure – Standard Series

www.gomultilink.com/categories/wall-mount



Proudly made in America, Multilink's Rack and Wall Mounts are manufactured and assembled at our campus in Elyria, Ohio.

Standard Single Outer Door Fiber Distribution Units

Multilink wall mount enclosures are designed to provide connectivity and distribution solutions. Enclosures are divided into several groups to meet application specific requirements such as Construction Grade, Single Door, Dual Door, Added Security, NEMA 4 and NEMA 12. Products with your customized logo are available for OEM and other applications. Units are available in standard black or off white unless specified.

STOCK ID	DESCRIPTION	DIMENSIONS	WEIGHT	MATERIAL	CAPACITY	SPLICE TRAY
MultiLite Construction Grade Fiber Distribution Units – WM-2X (ML-26)						
 SPECS **10-7944 Black Only**	Wall mount single outer door construction grade distribution unit with 2 termination panel capacity	9.25"H x 13"W x 3.5"D	7 lbs.	18 GA Powder Coated Steel	(2) Panels	(2) 1120-SSTP
MultiLite Construction Grade Fiber Distribution Units – WM-4X (ML-27)						
 SPECS **10-7945 Black Only**	Wall mount single outer door construction grade distribution unit with 4 termination panel capacity	11.5"H x 13"W x 3.5"D	8 lbs.	18 GA Powder Coated Steel	(4) Panels	(4) 1120-SSTP
MultiLite Construction Grade Fiber Distribution Units – WM-8X (ML-28)						
 SPECS **10-7790 Black Only**	Wall mount single outer door construction grade distribution unit with inner network compartment security door and 8 termination panel capacity	12"H x 17"W x 6"D	15 lbs.	18 GA Powder Coated Steel	(8) Panels	(8) 1120-SSTP

*Adapter Panels Not Included In Units

© Multilink® Inc. | 440.366.6966 | All Rights Reserved | December 2024
For Terms and Conditions visit: gomultilink.com/about/terms-and-conditions
Specifications subject to change without notice.

Wall Mount Fiber Enclosure – Standard Series

www.gomultilink.com/categories/wall-mount

Standard Single Outer Door Fiber Distribution Units



STOCK ID		DESCRIPTION	DIMENSIONS	PANELS	MATERIAL	CAPACITY
Standard Single Outer Door FDU FWM-1X (ML-32)						
045-164-10	**FWM-1X-BK, Black**	Compact indoor wall mount enclosure for inter connectivity and termination of optical fibers	6.30"H x 5.50"W x 1.57"D	(1) Multilink Adapter Panels (see individual panel capacities)	18 Gauge Powder Coated Steel	(1) Fiber Spool
045-164-11	**FWM-1X-OW, Off White**					



STOCK ID		DESCRIPTION	DIMENSIONS	PANELS	MATERIAL	CAPACITY
Standard Single Outer Door FDU FWM-1X-SP (ML-33)						
045-187-10	**FWM-1X-SP-BK, Black**	Compact indoor wall mount enclosure for inter connectivity and termination of optical fibers	6.30"H x 5.50"W x 1.57"D	(1) Multilink Adapter Panel (see individual panel capacities)	18 Gauge Powder Coated Steel	(12) Single Splice Holder
045-187-11	**FWM-1X-SP-OW, Off White**		6.30"H x 5.50"W x 1.57"D			
045-349-20	**FWM-1X-SP-EXT, Black**		9.0"H x 6.50"W x 1.57"D			
046-025-10	**FWM-2X-SP-BK, Black**		6.30"H x 5.50"W x 2.5"D	(2) Panels		



		DESCRIPTION	DIMENSIONS
DIN Rail Mounting Kit			
072-188-20	**Black**	Din rail mounting kit *(compatible w/ FWM-1X)*	6.30"H x 5.50"W x 1.57"D



STOCK ID		DESCRIPTION	DIMENSIONS	WEIGHT	MATERIAL	CAPACITY
Standard Single Outer Door FDU FWM-2X-PH (ML-35)						
045-178-10	**Black**	Compact indoor wall mount enclosure for inter connectivity and termination of optical fiber	10"H x 8.22"W x 3.81"D	15 lbs.	16 Gauge Powder Coated Steel	(2) Multilink Adapter Panels
045-178-11	**Off White**					

*Adapter Panels Not Included In Units

© Multilink® Inc. | 440.366.6966 | All Rights Reserved | December 2024
For Terms and Conditions visit: gomultilink.com/about/terms-and-conditions
Specifications subject to change without notice.

This is only a spin-off of our website. Visit gomultilink.com for the most current version of this catalog which includes links to spec sheets for noted products and more.

Wall Mount Fiber Enclosures – Standard Lockable Series

www.gomultilink.com/categories/wall-mount

Standard Lockable Fiber Distribution Units

STOCK ID	DESCRIPTION	DIMENSIONS	WEIGHT	MATERIAL	CAPACITY	SPLICE TRAY
 SPECS						
Wall Mount Fiber Enclosure FWM-2X-LC (ML-01)						
10-2012 (Black) **10-2730 (Off White)**	Wall mount single outer door distribution unit with inner network compartment security door and 2 termination panel capacity	10.2"H x 12"W x 3.5"D	8 lbs.	16 Gauge Powder Coat Steel	(2) Panels	(2) 1120-SSTP
 SPECS						
Wall Mount Fiber Enclosure FWM-4X-LC (ML-02)						
10-1914 (Black) **10-2714 (Off White)**	Wall mount single outer door distribution unit with inner network compartment security door and 4 termination panel capacity	12"H x 12"W x 3.5"D	9 lbs.	16 Gauge Powder Coat Steel	(4) Panels	(4) 1120-SSTP
 SPECS						
Wall Mount Fiber Enclosure FWM-4X-D (ML-08)						
99024BK (Black) **99024K (Off White)**	Wall mount dual outer door distribution unit with lockable network compartment door and 4 termination panel capacity	10.8"H x 12"W x 4"D	10 lbs.	16 Gauge Powder Coat Steel	(4) Panels	(4) 1120-SSTP
 SPECS						
Wall Mount Fiber Enclosure FWM-9X-D (ML-09)						
10-5283 (Black) **10-5281 (Off White)**	Wall mount dual outer door distribution unit with lockable network and distribution compartment doors and 9 termination panel capacity	17"H x 21.2"W x 5"D	23 lbs.	16 Gauge Powder Coat Steel	(9) Panels	(4) 2000-SSTA

*Adapter Panels Not Included In Units

© Multilink® Inc. | 440.366.6966 | All Rights Reserved | December 2024
For Terms and Conditions visit: gomultilink.com/about/terms-and-conditions
Specifications subject to change without notice.

Added Security Dual Door Fiber Distribution Units

STOCK ID	DESCRIPTION	DIMENSIONS	WEIGHT	MATERIAL	CAPACITY	SPLICE TRAY
Wall Mount Fiber Enclosure FF-WM-2X (ML-05)						
10-4469 (Black) **10-6707 (Off White)**	Compact wall mount dual outer door distribution unit with 2 termination panel capacity and integrated network compartment and removable-style locking door	6"H x 12"W x 5.5"D	8 lbs.	16 Gauge Powder Coat Steel	(2) Panels	(2) 1120-SSTP
Wall Mount Fiber Enclosure FF-WM-4X (ML-06)						
10-4462 (Black) **10-6706 (Off White)**	Compact wall mount dual outer door distribution unit with 4 termination panel capacity and integrated network compartment work shelf and removable-style locking door	12"H x 14.3"W x 4.9"D	12 lbs.	16 Gauge Powder Coat Steel	(4) Panels	(2) 1120-SSTP
Wall Mount Fiber Enclosure FF-WM-8X (ML-29)						
045-030-10 (Black) **045-030-11 (Off White)**	Compact wall mount dual outer door distribution unit with 8 termination panel capacity and integrated network compartment work shelf and removable-style locking door	16"H x 20"W x 6.5"D	24 lbs.	16 Gauge Powder Coat Steel	(8) Panels	(4) 2000-SSTA

*Adapter Panels Not Included In Units

© Multilink® Inc. | 440.366.6966 | All Rights Reserved | December 2024
For Terms and Conditions visit: gomultilink.com/about/terms-and-conditions
Specifications subject to change without notice.

Wall Mount Fiber Enclosures – Signature Series

www.gomultilink.com/categories/wall-mount

Wall Mount Signature Series

STOCK ID	DESCRIPTION	DIMENSIONS	WEIGHT	MATERIAL	CAPACITY
Wall Mount Signature Series FWM-2X-BK (ML-62)					
045-788-00	Wall Mount Single outer door distribution unit with lockable network compartment door. Bulkhead options available to integrate (2) FTM modules or (2) CT-X cassettes.	14"W x 10.95"H x 4.3"D	10 lbs.	16 Gauge Powder Coat Steel	(2) CT-X Cassettes or (2) FTM Modules
Wall Mount Signature Series FWM-4X-BK (ML-63)					
045-776-00	Wall Mount Single outer door distribution unit with lockable network compartment door. Bulkhead options available to integrate (4) FTM modules or (4) CT-X cassettes.	14"W x 13.95"H x 4.3"D	11 lbs.	16 Gauge Powder Coat Steel	(4) CT-X Cassettes or (4) FTM Modules
Wall Mount Signature Series FWM-8X-BK (ML-64)					
045-780-00	Wall Mount Single outer door distribution unit with lockable network compartment door. Bulkhead options available to integrate (8) FTM modules or (8) CT-X cassettes.	14"W x 13.95"H x 7.51"D	12 lbs.	16 Gauge Powder Coat Steel	(8) CT-X Cassettes or (8) FTM Modules
Wall Mount Signature Series FWM-12X-BK (ML-65)					
045-794-00	Wall Mount Single outer door distribution unit with lockable network compartment door. Bulkhead options available to integrate (12) FTM modules or (12) CT-X cassettes.	24"W x 23"H x 7.66"D	15 lbs.	16 Gauge Powder Coat Steel	(12) CT-X Cassettes or (12) FTM Modules

Shown with optional CT-X Cassettes



SPECS

Shown with optional CT-X Cassettes



SPECS

Shown with optional CT-X Cassettes



SPECS

Shown with optional CT-X Cassettes



SPECS

*Bulkheads not included. Must be specified at time of order.

© Multilink® Inc. | 440.366.6966 | All Rights Reserved | December 2024
For Terms and Conditions visit: gomultilink.com/about/terms-and-conditions
Specifications subject to change without notice.

Wall Mount Fiber Enclosures – Splice Series

www.gomultilink.com/categories/wall-mount

Splice Tray Management & Storage Units



STOCK ID	DESCRIPTION	DIMENSIONS	WEIGHT	MATERIAL	SPLICE TRAY
Wall Mount Fiber Enclosure FWE-288-XH					
045-063-10 (Black Only)	Economy 288 port wall mount unit, double door	17"H x 21.2"W x 5"D	23 lbs.	16 Gauge Powder Coat Steel	(12) 2000-SSTA or 2020-SSTP



Wall Mount Fiber Enclosure FWM-4 FWE-288-XH X-LC (Single Door) (ML-67)					
045-771-10 (Black Only)	Economy 288 port wall mount unit with drop down door	17.3"H x 22.5"W x 5"D	23 lbs.	16 Gauge Powder Coat Steel	(12) 2000-SSTA or 2020-SSTP



Wall Mount Fiber Enclosure OSE 384/576					
045-009-10 / OSE 384/576 (Black) **045-009-11 / OSE 384/576 (Off White)**	Wall mounted central splicing and cable management enclosure	32"H x 30"W x 15.25"D	47 lbs.	.080" Aluminum	(16) 4048-SSTP or (16) 4072 SSTP



STOCK ID	DESCRIPTION	DIMENSIONS	MATERIAL	FIBER CAPACITY	SPLICE TRAY CAPACITY
Wall Mount Fiber Enclosure – Splice Series NEMA 4					
020-173-10	NEMA 4 Splice Enclosure, 72 fiber with 3 trays	14.13"H x 12.26" W x 6.13"D	Impact & Weather Resistant Plastic	96	(4) 4048-SSTP
020-173-11	NEMA 4 Splice Enclosure, 24 fiber with 1 tray				(4) 4048-SSTP



Wall Mount Fiber Enclosure – Splice Series NEMA 4					
020-173-12	NEMA 4 Splice Enclosure, 96 fiber with 4 trays	14.13"H x 12.26"W x 6.13"D	Impact and Weather Resistant Plastic	96	(4) 4048-SSTP

Wall Mount Fiber Enclosure – Splice Series NEMA 4					
020-167-20	NEMA 4 Splice Enclosure, 144 fiber with 4 trays	16"H x 14.5"W x 8"D	Impact and Weather Resistant Plastic	144	(4) 4072-SSTP
020-167-30	NEMA 4 Splice Enclosure, 144 fiber with 4 trays (2) 2" terminal adapters & (2) strain relief				(4) 4072-SSTP

*Splice Trays and Fiber Not Included In Units

© Multilink® Inc. | 440.366.6966 | All Rights Reserved | December 2024
For Terms and Conditions visit: gomultilink.com/about/terms-and-conditions
Specifications subject to change without notice.

This is only a spin-off of our website. Visit gomultilink.com for the most current version of this catalog which includes links to spec sheets for noted products and more.

Splice Tray Management & Storage Units



SPECS

STOCK ID	DESCRIPTION	DIMENSIONS	MATERIAL	CAPACITY	SPLICE TRAY
Wall Mount Fiber Enclosure FWM-0X-N1-3					
045-139-10 (Beige Only)	Wall mount splice tray storage and distribution unit with pad-lockable and removable outer door. 3 Splice trays included.	17.5"H x 9"W x 4"D	16 Gauge Powder Coat Steel	(3) Splice Trays	1120-SSTP 1120-SSTA



SPECS

Wall Mount Fiber Enclosure FWM-8184					
045-706-10 (Beige Only w/ 1 4048 Splice Tray)	Wall mount splice tray storage and distribution unit with screw-down, removable outer door.	19.15"H x 8.25"W x 4"D *(excluding mounting bracket)*	16 Gauge Powder Coat Steel	(4) Splice Trays	(4) 4048-SSTP
Wall Mount Fiber Enclosure FWM-8204					
045-751-10 (Beige Only w/ 4 4072 Splice Trays)	Wall mount splice tray storage and distribution unit with screw-down, removable outer door.	21.15"H x 8.25"W x 4"D *(excluding mounting bracket)*	16 Gauge Powder Coat Steel	(4) Splice Trays	(4) 4072-SSTP



SPECS

Wall Mount Fiber Enclosure FWM-2X-N1 (with termination panel) (ML-22) **Wall Mount Fiber Enclosure FWM-0X-N1 (without termination panel) (ML-22)** **Wall Mount Fiber Enclosure ICM-2X (optional termination panel) (ML-22)**					
10-4870 - FWM-2X-N1 (Beige Only) **10-9867 - FWM-0X-N1 (Beige Only)** **10-7812 - ICM-2X**	**NEMA Type 1** – Wall mount distribution unit with lockable and removable single outer door. Available as a 2 panel termination and splice unit or splice-only unit	17.5"H x 9"W x 4"D	16 Gauge Powder Coat Steel	(2) Panels	(2) 1120-SSTP (4 trays if no termination panel unit used)

© Multilink® Inc. | 440.366.6966 | All Rights Reserved | December 2024
For Terms and Conditions visit: gomultilink.com/about/terms-and-conditions
Specifications subject to change without notice.

Wall Mount Fiber Enclosures – NEMA 4 Metal

www.gomultilink.com/categories/wall-mount

Outdoor Style Fiber Distribution Units

STOCK ID	DESCRIPTION	DIMENSIONS	MATERIAL	CAPACITY	SPLICE TRAY	COMPLIANCES
Wall Mount Fiber Enclosure NEMA 4 FWM-2X-N4D (ML-23)						
045-060-10 (Beige Only)	Wall mount single outer door distribution unit with lockable network compartment door and 2 termination panel capacity	14"H x 15"W x 8.1"D	.08" Powder Coated Aluminum	(2) Panels	(2) 1120-SSTP	NEMA Type 1, 4 (Mounting kit required for NEMA 4 compliance)
Wall Mount Fiber Enclosure NEMA 4 FWM-4X-N4D (ML-24)						
045-080-10 (Beige Only)	Wall mount single outer door distribution unit with lockable network compartment door and 4 termination panel capacity	16"H x 17"W x 9.1"D	.08" Powder Coated Aluminum	(4) Panels	(4) 2000-SSTA (4) 1120-SSTP	NEMA Type 1, 4 (Mounting kit required for NEMA 4 compliance)
Wall Mount Fiber Enclosure NEMA 4 FWM-12X-N4D (ML-25)						
045-042-10 (Beige Only)	Wall mount single outer door distribution unit with lockable network compartment door and 12 termination panel capacity	20"H x 21.2"W x 11.3"D	.08" Powder Coated Aluminum	(12) Panels	(6) 3000-SSTA	NEMA Type 1, 4 (Mounting kit required for NEMA 4 compliance)
Fiber Hand-off Enclosure						
046-171-10	Enclosure with MPO bracket	19.67"H x 15.33"W x 5.88"D	.08" Powder Coated Aluminum	(3) Panels	(3) 4048-SSTP	NEMA 4
046-171-15	Enclosure with splice tray					

*Adapter Panels, Fiber and Splice Trays not included in units

© Multilink® Inc. | 440.366.6966 | All Rights Reserved | December 2024
For Terms and Conditions visit: gomultilink.com/about/terms-and-conditions
Specifications subject to change without notice.

This is only a spin-off of our website. Visit gomultilink.com for the most current version of this catalog which includes links to spec sheets for noted products and more.

Outdoor Style Fiber Distribution Units



STOCK ID	DESCRIPTION	DIMENSIONS	WEIGHT	MATERIAL	CAPACITY	SPLICE TRAY
Wall Mount Fiber Enclosure NEMA 4 FF-OCS-4X (ML-53)						
045-741-10 (Gray Only)	Wall mounted NEMA 1, 2, 3, 4, 4X, 12, and 13 rated enclosure with a single outer door and inner network security door. Field drilled cable entries using standard weather tight conduit fittings.	15.84"H x 13.85"W x 6.79"D	10 lbs.	Impact and Weather Resistant Plastic	(4) Panels	(4) 1120-SSTP



Wall Mount Fiber Enclosure NEMA 4 FF-OCS-6X (ML-11)									
10-3338 (Gray Only)	Wall mounted NEMA 1, 2, 3S, 4, 4X, 12 & 13 rated enclosure with a single outer door and inner network security door. Field drilled cable entries using standard weather tight conduit fittings.	Outside - 18"H x 16"W x 10"D Inside - 16"H x 14"W x 7"D	10 lbs.	Impact and Weather Resistant Plastic	(6) Panels	(4) 1120-SSTP or 3000-SSTA			

Cable Addition Kit

STOCK ID	DESCRIPTION	UOM
065-016-10	Cable Addition Kit for Branch or Lateral Cable Additions, .3"- .98"	Each





STOCK ID	**10-5552**	**10-5127**	**10-5128**	**10-6550**	**10-5129**	**10-6552**	**10-6002**	**10-5130**	**10-5134**	**065-082-10**
10 PACK ID	**10-5553**	**10-5421**	**10-5422**	**10-6551**	**10-5419**	**10-6553**	**10-6003**	**10-5483**	**10-5420**	**N/A**
# OF PORTS	1	1	1	8	6	4	4	4	4	1-SC
CABLE SIZE	.3"-.4"	.41"-.5"	.51"-.79"	.150"	.265	.300	.350	.370	Flat Drop	SC Outdoor
WEIGHT	.5 lbs.	.5 lbs.	.5 lbs.	.5 lbs.	.5 lbs.	.5 lbs.	.5 lbs.	.5 lbs.	.5 lbs.	.2 lbs.

© Multilink® Inc. | 440.366.6966 | All Rights Reserved | December 2024
For Terms and Conditions visit: gomultilink.com/about/terms-and-conditions
Specifications subject to change without notice.

Steel , Stainless Steel, & Aluminum Enclosures

Multilink's Steel, Stainless Steel and Aluminum Enclosures boast variety in customization. Choose the perfect size, material, knockouts and accessories. These enclosures also offer NEMA 4 options as well as many different door, lid or cover options. Other variations may include a plywood or metal-plated backboard and a selection of powder-coated colors.

- » Customizable
- » Available in NEMA 4 models
- » Multiple compartments available
- » Multiple locking options

www.gomultilink.com/categories/demarcation-enclosures/steel-boxes



CUSTOMIZABLE | VERSATILE | DURABLE



© Multilink® Inc. | 440.366.6966 | All Rights Reserved | December 2024
For Terms and Conditions visit: gomultilink.com/about/terms-and-conditions
Specifications subject to change without notice.

This is only a spin-off of our website. Visit gomultilink.com for the most current version of this catalog which includes links to spec sheets for noted products and more.

Steel, Stainless Steel & Aluminum Enclosure Configurator

Our configurators are also available online for easy ordering.

Ordering Information

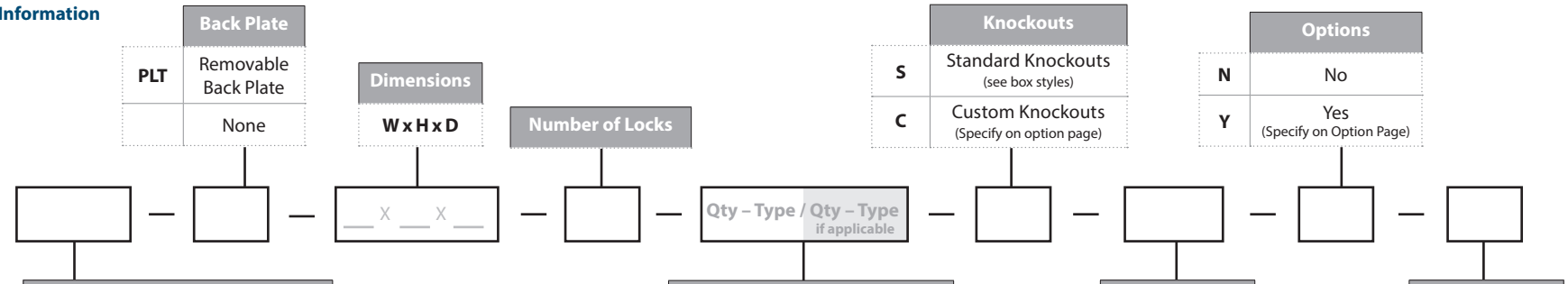

Box Style	
RNH	Roughneck Hinged
RNB	Roughneck Basic
RNBB	Roughneck Box-in-box
RNHL	Roughneck Hanging-Lid
M1	Roughneck Ultra Series
RTP	Roughneck Tom Ped
RNBBH	Roughneck Box-in-box Hinge
RNBBL	Roughneck Box-in-box Lift Cover
RNBBSH	Roughneck Box-in-box Super Hinge
RN2H	Roughneck 2 Door Hinge
RN1H	Roughneck 1 Door Hinge
RNHX	Roughneck Removable Door Hinge
RNSC	Roughneck Screw Cover Door
RN1HN4	Roughneck NEMA 4 Compliance
RN1HN3R	Roughneck NEMA 3R Compliance
RNSB	Roughneck Flush Mount Pre-wire

Type of Locks	
SL	Supra
PL	Plug
IL	Innertite
ML	Master / DX / MX
AL	Ace
DV	Star Pattern Screw
HA	Hasp
EB	Star Pattern Slam Lock Design
HH	7/16" Hex Head (Belcore 216)
CAM	1/4 Turn Cam Lock
CV	Compression Vice 1/4 Turn Latch
DL	Over-Center Draw Latch
3PT	Three Point Latch
XX	Other (Specify on Option Page)

See Options Page for Lock # if Applicable

Box Color	
PG	Protec Gray
BE	Beige
BR	Brick Red
OW	Off White
XX	Other (Specify on Option Page)

Material	
A	Aluminum
S	Steel
SS	Stainless Steel

Conduit/Knockout Matching Guide

CONDUIT SIZE	ACTUAL OD	RECOMMENDED KNOCKOUT SIZE
1/2″	.840	7/8″
3/4″	1.060	1-1/8″
1″	1.315	1-3/8″
1-1/4″	1.660	1-11/16″
1-1/2″	1.900	1-31/32″
2″	2.375	2-15/32″
2-1/2″	2.875	2-15/16″
3″	3.5	3-19/32″

© Multilink® Inc. | 440.366.6966 | All Rights Reserved | December 2024
For Terms and Conditions visit: gomultilink.com/about/terms-and-conditions
Specifications subject to change without notice.

Steel, Stainless Steel & Aluminum Enclosures Options

www.gomultilink.com/categories/demarcation-enclosures/steel-boxes

BOX I.D. #_____

LOCK OPTIONS

TYPE OF LOCK _____

LOCK # _____

SHOULD WAREHOUSE SEND KEYS ?
YES NO

SHOULD THE LOCK BE INSTALLED ?
YES NO

* LIST ANY SPECIAL LOCK INSTRUCTIONS BELOW:

_____

_____

_____

SHIPPING INSTRUCTIONS

BUBBLE WRAP_____

INDIVIDUAL BOX _____

BULK _____

KNOCKOUTS

TYPE OF KNOCKOUT:

A	2 STAGE: 1.375" x 2.46875"
B	2 STAGE: 1.375" x 2.25"
C	2 STAGE: .875" x 1.125" x 1.375" x 1.75"
D	3 STAGE: 1.375" x 1.96875" x 2.5"
J	"J" STYLE
P	PVC
T	TRAPEZOID
R0250	ROUND .250
R0500	ROUND .500
R0562	ROUND .562
R0630	ROUND .630
R1000	ROUND 1.000
R2000	ROUND 2.000
R3000	ROUND 3.000
R4000	ROUND 4.000

*PLEASE SEE NEXT PAGE FOR THE LOCATIONS AND TYPE OF KNOCKOUTS FOR THIS BOX

OPTIONAL ACCESSORIES

PLEASE CIRCLE
OPTIONS: INSTALL:

D-MARK DROP STAND _____
STAR PLATE _____
SCREEN PLATE _____
RGSB-12 _____
RGSB-18 _____
RGSB-20 _____
RGSB-24 _____
D-MARK _____
OXBOARD _____
PLYWOOD _____
GROUND LUG _____
TAP BRACKET _____
RNRC-100 _____
60078-DRY LID _____
SPECIAL PLATE _____
DOK 1 _____
FANS _____
AC WIRING _____
DC WIRING _____
RACK RAILS _____
RACK UNITS _____
THREAD SIZE _____
OTHER _____

_____

_____

_____

NOTES _____

_____

_____

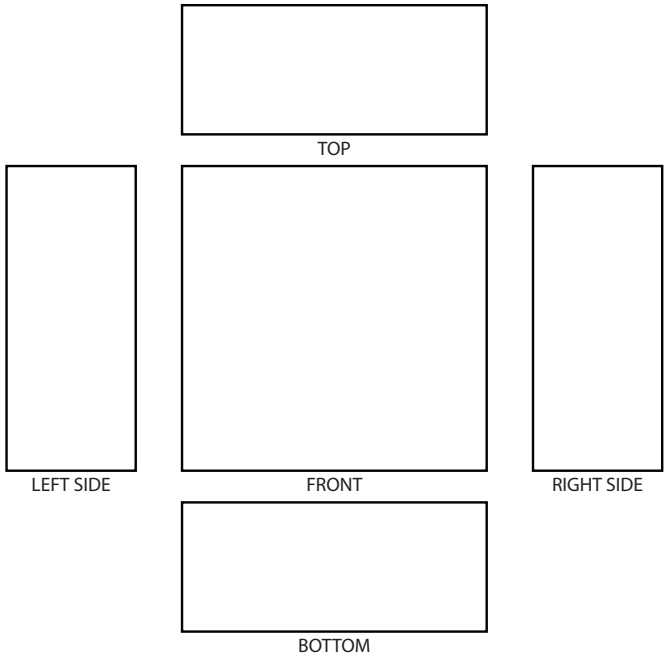

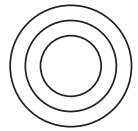

Round (Conduit) Knockouts
- **A** 1-3/8" x 2-15/32"
- **B** 7/8" x 1-1/8" x 1-3/4"
- **C** 7/8" x 1-1/8" x 1-3/8" x 1-3/4"
- **D** 1-3/8" x 1-31/32" x 2-1/2"

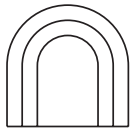

PVC Riser Guard Knockouts
- 1.624" x 2.125"
- 2.156" x 2.625"
- 2.656" x 3.125"

MOUNTING PREFERENCE

WALL MOUNT _____
POLE MOUNT _____
UNISTRUT MOUNT_____
GROUND MOUNT _____



Trapezoid Knockouts
- SR075
- SR100
- SR200

***Select models available UL listed. Contact customer service for more info.**

© Multilink® Inc. | 440.366.6966 | All Rights Reserved | December 2024
For Terms and Conditions visit: gomultilink.com/about/terms-and-conditions
Specifications subject to change without notice.

This is only a spin-off of our website. Visit gomultilink.com for the most current version of this catalog which includes links to spec sheets for noted products and more.

RN2H/RN1H and RNH Hinged Series Enclosures



SPECS

RN2H Shown with optional Oxboard & Single Compartment

DESCRIPTION	DIMENSIONS	MATERIAL
RN2H/RN1H		
Wall mounted enclosure with 2 hinged doors and 1 or 2 compartments. Available with various locking hardware and standard knockout sizes and locations (4 bottom, 1 side 1.375" x 2.468"). Now available in depths of 10" and 15"	18"W x 24"H x 8"D 24"W x 24"H x 8"D 36"W x 36"H x 8"D	Powder-coated Aluminum



SPECS

RNH Shown with Drop Stand/Organizer Option

DESCRIPTION	RECOMMENDED SIZES (WxHxD)	KNOCKOUTS/SIZES	MATERIAL
RNH Hinged Series			
Wall mounted enclosure w 1 hinged door, drain holes to keep moisture out, indented mounting holes for easy installation, 3/4 D knockout, multiple entry knockout options and an optional knockout for Cam Lock. Also available with Star Slam Lock and back plate option. Add "PLT" to Box Style. (Knockouts will change to PVC Style).	RNH-10126 RNH-12128 RNH-12188 RNH-15188 RNH-20248 RNH-24368 RNH-36368	1 Size A / 1 Size C 1 Size A / 1 Size C 2 Size A / 1 Size C 2 Size A / 1 Size C 2 Size A / 1 Size C 2 Size A / 1 Size C 2 Size A / 1 Size C	Powder-coated Aluminum

Uses same replaceable hasp system as RNB series boxes



SPECS

Shown with Super Heavy Duty Hinge Option (RNBBSH)

RNBB Box-In-Box High Security Series Enclosure			
This high security enclosure includes a bearing sleeve at the locking point and a full back with multiple entry knockouts. The key style mounting holes allow easy installation and drain holes to keep moisture out. Available with Star Slam Lock or MX and DX locking keyways. • If aluminum is desired, add an "A" to the end of the part number • If requesting back plate option. Add "PLT" to Box Style Knockouts will change to PVC Style.	12"W x 12"H x 8"D 12"W x 18"H x 8"D 15"W x 18"H x 8"D 18"W x 24"H x 8"D (Not Available For RNBBH)	2 Bottom / 2 Back / 2 Top / "A" Size	Available in Powder-coated Steel or Aluminum

© Multilink® Inc. | 440.366.6966 | All Rights Reserved | December 2024
For Terms and Conditions visit: gomultilink.com/about/terms-and-conditions
Specifications subject to change without notice.

RNB Series & RNHL Hanging Lid Series

www.gomultilink.com/categories/demarcation-enclosures/steel-boxes

RNB Series



DESCRIPTION	DIMENSIONS	KNOCKOUTS & SIZES	MATERIAL	COLOR
RNB Series Enclosures				
The RNB Series of enclosures include a knockout for optional Cam Lock, multiple entry knockouts, indented mounting holes for easy installation, a 3/4" D-Knockout and drain holes to keep moisture out. They are also available with back plate option. (Add "PLT" to Box Style.) Zinc chromate and replaceable hasp are standard with every RNB series box. Various knockouts will change to PVC Style.	RNB-8126 8"W x 12"H x 6"D	2 Bottom 2 Size C	Available in Powder-coated Steel or Aluminum	Gray
	RNB-12128 12"W x 12"H x 8"D	2 Bottom 1 Size B / 1 Size C		
	RNB-12188 12"W x 18"H x 8"D	3 Bottom 1 Size B / 2 Size C 2 Each Side / 2 Size C		
	RNB-15188 15"W x 18"H" x 8"D	3 Bottom 1 Size B / 2 Size C 2 Each Side / 2 Size C		
	RNB-24188 24"W x 18"H x 8"D	4 Bottom 2 Size B / 2 Size C 2 Each Side / 2 Size C		

RNHL Hanging Lid Series of Enclosures



DESCRIPTION	DIMENSIONS	KNOCKOUTS & SIZES	MATERIAL	COLOR
RNHL Hanging Lid Enclosures				
The RNHL Hanging Lid Series of enclosures Can be set up with a variety of cylinder locks, the Innertite Lock, or a tamper proof screw and include multiple entry knockouts and drain holes to keep moisture out. They are also available with back plate option. (Add "PLT" to Box Style.) Various knockouts will change to PVC Style.	8"W x 10"H x 6"D	2-4 Bottom 1 Side / B & C Size	Available in Powder-coated Steel or Aluminum	Gray
	10"W x 10"H x 6"D	2-4 Bottom 1 Side / B & C Size		
	12"W x 12"H x 8"D	2-4 Bottom 1 Side / B & C Size		
	12"W x 18"H x 8"D	2-4 Bottom 1 Side / B & C Size		
	15"W x 18"H" x 8"D	2-4 Bottom 1 Side / B & C Size		
	18"W x 24"H" x 8"D	2-4 Bottom 1 Side / B & C Size		
	24"W x 24"H x 8"D	2-4 Bottom 1 Side / B & C Size		

Stock codes vary depending on options such as locks and other accessories
Please call Customer Service for custom sizes, configurations, and lock specifications

© Multilink® Inc. | 440.366.6966 | All Rights Reserved | December 2024
For Terms and Conditions visit: gomultilink.com/about/terms-and-conditions
Specifications subject to change without notice.

Tom Ped Double Box Pedestal - High Security Protection

www.gomultilink.com/categories/demarcation-enclosures/steel-boxes









Customized Lock

Tom Ped Double Box Pedestal - High Security Protection

RTP Hinged Door Style
Includes 3 heavy duty slip hinges for maintenance ease. Above box features a tamper-proof screw slam lock.
RTP Box-in-Box Style With Cut Away Sides
Shown with adjustable star and D-Mark plate. Features tamper-proof screw slam lock.
RTP Box-in-Box Style Pedestal With Full Sides
Box includes D-Mark plate with two mounting options. Also available with star plate and various locking options. Please call Customer Service for more information.

STOCK ID	DESCRIPTION	DIMENSIONS	UOM
12824	BS-24 Pedestal Stake For Tom Ped Double Box Pedestal	24″	Each
12832	BS-32 Pedestal Stake For Tom Ped Double Box Pedestal	32″	Each
12845	BS-42 Pedestal Stake For Tom Ped Double Box Pedestal	42″	Each
12833	RN-TPTB Tom Ped Tap Bracket	-	Each

Custom sizes, configurations, and lock specifications available. Contact Customer Service for more information.

© Multilink® Inc. | 440.366.6966 | All Rights Reserved | December 2024
For Terms and Conditions visit: gomultilink.com/about/terms-and-conditions
Specifications subject to change without notice.

Steel, Stainless Steel & Aluminum Enclosures Accessories

Lock part numbers vary depending on type, key way, etc. Please call Customer Service for more information.

www.gomultilink.com/categories/demarcation-enclosures/steel-boxes

The Multilink Tamper Proof Drivers & Screws

Tamper Proof Screw Drivers made from hardened steel, plated in Zinc Chromate. Each style can be customized with any pattern drive!



Bend Style With Off Center Drive



"T" Style With Star Pattern Drive



Classic Driver Style With Eccentric Drive



Off Center Pin



Custom Star Pattern
(Your Custom Pattern Awaits!)



Eccentric Screw



Star/Slam Lock screw available in custom pattern
Call Customer Service for more information

RNI High Security Locking Systems

For Roughneck Steel Enclosures



The MX High Security Customized Locking System – DX Compatible
Secure lock ever developed specifically for the Cable TV industry that is fully compatible with pre-existing DX keyways. The unique, patented dual pin design makes the MX the most reliable lock in the industry.



IL- Inner-Tite® Barrel Lock and Key



Inner-Tite® Agbay Barrel Lock & Key



Van Lock Plug Lock
Self-locking CPLM1 is available in Cable Plug Lock-Master Series and CPLV Cable Plug Lock-Vanamatic (8 in 1).



Block Lock & Key



STOCK - ID 649-009-10
Cable Organizer, 12.7mm (Each)



STOCK ID - 649-010-10
Cable Organizer, 8.5mm (Each)

© Multilink® Inc. | 440.366.6966 | All Rights Reserved | December 2024
For Terms and Conditions visit: gomultilink.com/about/terms-and-conditions
Specifications subject to change without notice.

This is only a spin-off of our website. Visit gomultilink.com for the most current version of this catalog which includes links to spec sheets for noted products and more.

The Multilink Tamper Proof Drivers & Screws

- Reduce passing/transferring of keys
- Keep track of your security
- Track theft of service
- When issuing keys and drivers you can track by six-digit security with employees and subcontractors
- Available on keys and tamper-proof drivers



Master Pad Lock
Multilink is a full line distributor of the most trusted locks in the world, the Master Padlock with (2) keys.

Let's Talk Security
Optional logo/six-digit code. Now you can track and know where your keys and drivers are!



Plastic Supra Lock Dry Lid



SL- Supra Lock



Customized Lock

Ace/Chicago and American Locks with customized key codes can be ordered through Multilink. Multilink is a full line distributor of American Locks. The Multilink data bank tracks all keys and drivers sold by six-digit number system. For more details, please call Customer Service. Lock part numbers vary depending on type, key way, etc.

RNI High Security Locking Systems

For Roughneck Steel Enclosures



STOCK ID – Varies

Screen Plate
Sized to Fit



STOCK ID– Varies

Oxboard Backing
Sized to Fit



Touch-up Paint

12715	Brown Touch-up Paint	12oz.
12716	Beige Touch-up Paint	12oz.
12717	Brick Red Touch-up Paint	12oz.
12718	White Touch-up Paint	12oz.
12719	Grey Touch-up Paint	12oz.



STOCK ID – Varies

Star Plate



STOCK ID – Varies

D-Mark Plate For Roughneck Steel Enclosures



STOCK ID – 12704K

Ground Lug



STOCK ID – Varies

Copper Bus Bar

© Multilink® Inc. | 440.366.6966 | All Rights Reserved | December 2024
For Terms and Conditions visit: gomultilink.com/about/terms-and-conditions
Specifications subject to change without notice.

Metal NEMA 4 Enclosures – Hinged

The Multilink Metal NEMA 4 Enclosures listed below are UL listed, and NEMA 4 approved. The new design features a 216 can wrench compression latch, reversible door, 3/4" plywood backboard, padlockable over center draw latch, and 100% weatherproof gasketing. Standard colors are beige and gray. Mounting bracket sold separately.

» NEMA 4 Rated
» UL Listed

www.gomultilink.com/categories/demarcation-enclosures/steel-boxes



UL Listed Metal Enclosures

STOCK ID	DESCRIPTION	DIMENSIONS	COLOR	MOQ
050-152-31	RN1H-24248-1CV-1DL-C-BE-Y-S-INT	24L" x 24W" x 8D"	Beige	EA
050-153-31	RN1H-24244-1CV-1DL-C-BE-Y-S-INT	24L" x 24W" x 4D"	Beige	EA
050-154-31	RN1H-20168-1CV-1DL-C-BE-Y-S-INT	16L" x 20W" x 8D"	Beige	EA
050-155-31	RN1H-20164-1CV-1DL-C-BE-Y-S-INT	16L" x 20W" x 4D"	Beige	EA
050-202-31	RN1H-18148-1CV-1DL-C-BE-Y-S-INT	14L" x 18W" x 8D"	Beige	EA
050-156-31	RN1H-12128-1CV-1DL-C-BE-Y-S-INT	12L" x 12W" x 8D"	Beige	EA
050-152-30	RN1H-24248-1CV-1DL-C-PG-Y-S-INT	24L" x 24W" x 8D"	Gray	EA
050-153-30	RN1H-24244-1CV-1DL-C-PG-Y-S-INT	24L" x 24W" x 4D"	Gray	EA
050-154-30	RN1H-20168-1CV-1DL-C-PG-Y-S-INT	16L" x 20W" x 8D"	Gray	EA
050-155-30	RN1H-20164-1CV-1DL-C-PG-Y-S-INT	16L" x 20W" x 4D"	Gray	EA
050-202-30	RN1H-18148-1CV-1DL-C-PG-Y-S-INT	14L" x 18W" x 8D"	Gray	EA
050-156-30	RN1H-12128-1CV-1DL-C-PG-Y-S-INT	12L" x 12W" x 8D"	Gray	EA

Mounting Accessories

STOCK ID	DESCRIPTION	COLOR	MOQ
072-101-11	Mounting Bracket Kit For 24" Wide RN1H Enclosure	Beige	EA
072-105-11	Mounting Bracket Kit For 12", 18" & 20" Wide RN1H Enclosure	Beige	EA
072-101-10	Mounting Bracket Kit For 24" Wide RN1H Enclosure	Gray	EA
072-105-10	Mounting Bracket Kit For 12", 18" & 20" Wide RN1H Enclosure	Gray	EA

© Multilink® Inc. | 440.366.6966 | All Rights Reserved | December 2024
For Terms and Conditions visit: gomultilink.com/about/terms-and-conditions
Specifications subject to change without notice.

NEMA 4 Metal Enclosures – Lift-Off Screw Cover

The Multilink MDU enclosures listed below have now been UL listed, and NEMA type 4 approved. The new design features a lift-off screw cover and 100% weatherproof gasketing. Standard colors are beige and gray. Mounting bracket sold separately.

» NEMA 4 Rated
» UL Listed

www.gomultilink.com/categories/demarcation-enclosures/steel-boxes



UL Listed Lift-Off Screw Cover Enclosures

STOCK ID	DESCRIPTION	DIMENSIONS	COLOR	MOQ
050-206-31	RNSC-444-SND-TYPE4	4H" x 4W" x 4D"	Beige	EA
050-207-31	RNSC-666-SND-TYPE4	6H" x 6W" x 6D"	Beige	EA
050-208-31	RNSC-6126-SND-TYPE4	12H" x 6W" x 6D"	Beige	EA
050-209-31	RNSC-12126-SND-TYPE4	12H" x 12W" x 6D"	Beige	EA
050-210-31	RNSC-6186-SND-TYPE4	18H" x 6W" x 6D"	Beige	EA
050-211-31	RNSC-18188-SND-TYPE 4	18H" x 18W" x 8D"	Beige	EA
050-206-30	RNSC-444-UG-TYPE4	4H" x 4W" x 4D"	Gray	EA
050-207-30	RNSC-666-UG-TYPE4	6H" x 6W" x 6D"	Gray	EA
050-208-30	RNSC-6126-UG-TYPE4	12H" x 6W" x 6D"	Gray	EA
050-209-30	RNSC-12126-UG-TYPE4	12H" x 12W" x 6D"	Gray	EA
050-210-30	RNSC-6186-UG-TYPE4	18H" x 6W" x 6D"	Gray	EA
050-211-30	RNSC-18188-UG-TYPE 4	18H" x 18W" x 8D"	Gray	EA

Mounting Accessories

STOCK ID	DESCRIPTION	COLOR	MOQ
072-126-11	Mounting Bracket Kit For 4" Wide Enclosure	Beige	EA
072-125-11	Mounting Bracket Kit For 6" Wide Enclosure	Beige	EA
072-126-10	Mounting Bracket Kit For 4" Wide Enclosure	Gray	EA
072-125-10	Mounting Bracket Kit For 6" Wide Enclosure	Gray	EA

© Multilink® Inc. | 440.366.6966 | All Rights Reserved | December 2024
For Terms and Conditions visit: gomultilink.com/about/terms-and-conditions
Specifications subject to change without notice.

NEMA 4 Hardened Plastic Enclosures

www.gomultilink.com/categories/fiber-optic-closures/fiberglass-enclosures

Junction Box With Lift Off Screw Cover



	PART#	DESCRIPTION	DIMENSIONS	MATERIAL	UOM
SPECS	**10-9001**	NEMA 4 Hardened Plastic Enclosure: 664 JIC Size With Lift Off Screw Cover	6.1" L x 6.1" W x 4.18" D	Ultraguard® Fiberglass reinforced polyester	Each
SPECS	**10-9002**	NEMA 4 Hardened Plastic Enclosure: 864 JIC Size With Lift Off Screw Cover	8" L x 6.12" W x 4.13" D	Ultraguard® Fiberglass reinforced polyester	Each
SPECS	**10-9003**	NEMA 4 Hardened Plastic Enclosure: 1084 JIC Size With Lift Off Screw Cover	10.13" L x 8.26" W x 6.13" D	Ultraguard® Fiberglass reinforced polyester	Each
SPECS	**10-9004**	NEMA 4 Hardened Plastic Enclosure: 1086 JIC Size With Lift Off Screw Cover	10.13" L x 8.26" W x 6.13" D	Ultraguard® Fiberglass reinforced polyester	Each
SPECS	**10-9005**	NEMA 4 Hardened Plastic Enclosure: 1206 JIC Size With Lift Off Screw Cover	12.13" L x 10.26" W x 6.13" D	Ultraguard® Fiberglass reinforced polyester	Each
SPECS	**10-9006**	NEMA 4 Hardened Plastic Enclosure: 1426 JIC Size With Lift Off Screw Cover	14.13" L x 12.26" W x 6.13" D	Ultraguard® Fiberglass reinforced polyester	Each
SPECS	**10-9007**	NEMA 4 Hardened Plastic Enclosure: 1648 JIC Size With Lift Off Screw Cover	16.27" L x 14.4" W x 8.13" D	Ultraguard® Fiberglass reinforced polyester	Each
SPECS	**10-9008**	NEMA 4 Hardened Plastic Enclosure: 1868 JIC Size With Lift Off Screw Cover	18.4" L x 16.4" W x 8.13" D	Ultraguard® Fiberglass reinforced polyester	Each
SPECS	**10-9009**	NEMA 4 Hardened Plastic Enclosure: 2068 JIC Size With Lift Off Screw Cover	20" L x 16" W x 8.13" D	Ultraguard® Fiberglass reinforced polyester	Each

Junction Box With Lift Off Screw Cover



SPECS	**10-9010**	NEMA 4 Hardened Plastic Enclosure: 664L JIC Size With Hinged Cover	6.1" L x 6.1" W x 4.18" D	Ultraguard® Fiberglass reinforced polyester	Each
SPECS	**10-9011**	NEMA 4 Hardened Plastic Enclosure: 864L JIC Size With Hinged Cover	8" L x 6.12" W x 4.13" D	Ultraguard® Fiberglass reinforced polyester	Each
SPECS	**10-9012**	NEMA 4 Hardened Plastic Enclosure: 1084L JIC Size With Hinged Cover	10.13" L x 8.26" W x 4.13" D	Ultraguard® Fiberglass reinforced polyester	Each
SPECS	**10-9013**	NEMA 4 Hardened Plastic Enclosure: 1086L JIC Size With Hinged Cover	10.13" L x 8.26" W x 6.13" D	Ultraguard® Fiberglass reinforced polyester	Each
SPECS	**10-9014**	NEMA 4 Hardened Plastic Enclosure: 1206L JIC Size With Hinged Cover	12.13" L x 10.26" W x 6.13" D	Ultraguard® Fiberglass reinforced polyester	Each
SPECS	**10-9015**	NEMA 4 Hardened Plastic Enclosure: 1426L JIC Size With Hinged Cover	14.13" L x 12.26" W x 6.13" D	Ultraguard® Fiberglass reinforced polyester	Each
SPECS	**10-9016**	NEMA 4 Hardened Plastic Enclosure: 1648L JIC Size With Hinged Cover	16.27" L x 14.4" W x 8.13" D	Ultraguard® Fiberglass reinforced polyester	Each
SPECS	**10-9017**	NEMA 4 Hardened Plastic Enclosure: 1868L JIC Size With Hinged Cover	18.4" L x 16.4" W x 8.13" D	Ultraguard® Fiberglass reinforced polyester	Each
SPECS	**10-9018**	NEMA 4 Hardened Plastic Enclosure: 2068L JIC Size With Hinged Cover	20" L x 16" W x 8.13" D	Ultraguard® Fiberglass reinforced polyester	Each

© Multilink® Inc. | 440.366.6966 | All Rights Reserved | December 2024
For Terms and Conditions visit: gomultilink.com/about/terms-and-conditions
Specifications subject to change without notice.



Pedestals & Vaults

Pedestals and vaults serve two primary functions — protecting valuable equipment from costly damage and offering your technicians flexibility with repairs and installation. Since equipment protection is vital, companies must choose reliable, highly durable products that withstand the harshest operating environments. Multilink offers various solutions that meet the needs of nearly any telecommunications application.

Pedestals
page 160

Vaults
page 162

Pad
page 164

© Multilink® Inc. | 440.366.6966 | All Rights Reserved | December 2024
For Terms and Conditions visit: gomultilink.com/about/terms-and-conditions
Specifications subject to change without notice.

Multilink Fiber Pedestal 10x24

The Multilink Fiber Pedestal serves as an above-grade alternative to house and protect fiber terminations. This pedestal is simple, but provides an effective mounting post to place your equipment. With easy installation, these pedestals offer excellent protection of your MST/Fiber Tap or other equipment. The Multilink Pedestals feature a high density polyethylene dome that protects against what Mother Nature may throw at it. The Multilink Fiber Splice Terminal (FST) may be added as an option.

- Designed for durability through the impact of inclement weather and environmental factors with UV protection.
- Blend in with landscaping and is available in utility green or beige.
- Environment resistant seal provides protection for fiber from weather, dirt and debris.
- Keep sensitive fiber terminations safe from damage with the Universal Mounting Post.
- Star Pattern Lock, P-Key, or 7/16 Hex Head Security Lock options available.
- Easy access for maintenance or repairs
- Bury line on base for precise depth.

www.gomultilink.com/categories/pedestals-vaults/pedestal



shown with Fiber Splice Terminal



Optical Terminal (OT) and Pre-Terminated FD Pigtail



Optima U & S12



Fiber Tap Plus



SPECS



Multilink Pedestal

STOCK ID	DESCRIPTION	DIMENSIONS	COLOR	UOE
020-490-00	Pedestal Lock Screw 7/16 Hex Utility Green 10 X 24 *(Vented lid available upon request)*	Above-grade: 11.8"W x 24"H x 11.5"D, Below-grade: 13.9"W x 12"H x 13.6"D, Interior: 9.1"W x 9.48"D	Utility Green *(also available in beige)*	Each
020-490-01	Pedestal Lock Screw 095 Pattern Utility Green 10 X 24 *(Vented lid available upon request)*	Above-grade: 11.8"W x 24"H x 11.5"D, Below-grade: 13.9"W x 12"H x 13.6"D, Interior: 9.1"W x 9.48"D	Utility Green *(also available in beige)*	Each
020-490-02	Pedestal Lock Screw 146 Pattern (P-KEY) Utility Green 10 X 24 *(Vented lid available upon request)*	Above-grade: 11.8"W x 24"H x 11.5"D, Below-grade: 13.9"W x 12"H x 13.6"D, Interior: 9.1"W x 9.48"D	Utility Green *(also available in beige)*	Each
020-490-10	Pedestal Lock Screw 7/16 Hex Utility Green 10 X 24 W/Grnd Bar *(Vented lid available upon request)*	Above-grade: 11.8"W x 24"H x 11.5"D, Below-grade: 13.9"W x 12"H x 13.6"D, Interior: 9.1"W x 9.48"D	Utility Green *(also available in beige)*	Each
020-512-00	Pedestal Slam Lock 7/16 Hex Utility Green 10 X 24 *(Vented lid available upon request)*	Above-grade: 11.8"W x 24"H x 11.5"D, Below-grade: 13.9"W x 12"H x 13.6"D, Interior: 9.1"W x 9.48"D	Utility Green *(also available in beige)*	Each
072-785-30	Ground Bar			
072-785-40	Stake			

© Multilink® Inc. | 440.366.6966 | All Rights Reserved | December 2024
For Terms and Conditions visit: gomultilink.com/about/terms-and-conditions
Specifications subject to change without notice.

Multilink Fiber Pedestal 14x32

The Multilink Fiber Pedestal serves as an above-grade alternative to house and protect fiber terminations. This pedestal is simple, but provides an effective mounting post to place your equipment. With easy installation, these pedestals offer excellent protection of your MST/Fiber Tap or other equipment. The Multilink Pedestals feature a high density polyethylene dome that protects against what Mother Nature may throw at it. This pedestal was designed to house a 144ct FDH.

- Designed for durability through the impact of inclement weather and environmental factors with UV protection.
- Environment resistant seal provides protection for fiber from weather, dirt and debris.
- Keep sensitive fiber terminations safe from damage with the Universal Mounting Post.
- Star Pattern Lock, P-Key, or 7/16 Hex Head Security Lock options available.
- Easy access for maintenance or repairs
- Bury line on base for precise depth.

www.gomultilink.com/categories/pedestals-vaults/pedestal

shown with 020-540-60 144ct FDH





Base model comes with standard mounting post only.



Multilink 14x32 Pedestal with Single Equipment Post

STOCK ID	DESCRIPTION	DIMENSIONS	COLOR	UOE
020-540-00	Pedestal 14" Lock Screw 7/16 Hex Light Green 14 x 32 *(Vented lid available upon request)*	Above-grade: 14.37"W x 32"H x 14.18"D, Below-grade: 17.91"W x 12"H x 17.63"D, Interior: 13.12"W x 12.9"D	Light Green *(also available in beige)*	Each
020-540-01	Pedestal Lock Screw 095 Pattern Light Green 14 x 32 *(Vented lid available upon request)*	Above-grade: 14.37"W x 32"H x 14.18"D, Below-grade: 17.91"W x 12"H x 17.63"D, Interior: 13.12"W x 12.9"D	Light Green *(also available in beige)*	Each
020-540-02	Pedestal Lock Screw 146 Pattern (P-KEY) Light Green 14 x 32 *(Vented lid available upon request)*	Above-grade: 14.37"W x 32"H x 14.18"D, Below-grade: 17.91"W x 12"H x 17.63"D, Interior: 13.12"W x 12.9"D	Light Green *(also available in beige)*	Each
020-540-10	Pedestal Lock Screw 7/16 Hex Light Green 14 x 32 W/Grnd Bar *(Vented lid available upon request)*	Above-grade: 14.37"W x 32"H x 14.18"D, Below-grade: 17.91"W x 12"H x 17.63"D, Interior: 13.12"W x 12.9"D	Light Green *(also available in beige)*	Each
020-545-00	Pedestal Slam Lock 7/16 Hex Light Green 14 x 32 *(Vented lid available upon request)*	Above-grade: 14.37"W x 32"H x 14.18"D, Below-grade: 17.91"W x 12"H x 17.63"D, Interior: 13.12"W x 12.9"D	Light Green *(also available in beige)*	Each



072-785-30	Ground Bar			
072-785-40	Stake			

© Multilink® Inc. | 440.366.6966 | All Rights Reserved | December 2024
For Terms and Conditions visit: gomultilink.com/about/terms-and-conditions
Specifications subject to change without notice.

Modular Vault

This durable, modular vault has spacious room to house your below-grade equipment. The Multilink Modular Vault is designed with flexibility in mind. Constructed to suit the needs of the location, this Light Duty Rated Vault is expandable by width, length and depth. A diamond plate steel or hardened plastic lid is included to secure the vault per the specified part numbers or Multilink can design the diamond plate to accommodate the specific hole pattern of your cabinet to mount over the vault.

- Multilink's Modular Vault has been manufactured to lead the industry in performance. Its strength and durability provide long-lasting protection for your equipment.
- Made from a durable UV weather-resistant plastic.
- Cavity outside design locks vault in the ground when installed.
- Designed to be adaptable to a variety of dimensional needs with interlocking and expandable segments.
- Light Duty-Rated

www.gomultilink.com/categories/pedestals-vaults/modular-vault





800-049-10



800-049-11



800-049-12



SPECS

Modular Vault

STOCK ID	DESCRIPTION	DIMENSIONS	LID STYLE	MATERIAL
801-029-20	Light Duty-Rated Modular Vault	24"W x 24"L x 12"D	Diamond Plate Steel	UV Weather-Resistant Plastic
801-030-20	Light Duty-Rated Modular Vault	24"W x 24"L x 24"D	Diamond Plate Steel	UV Weather-Resistant Plastic
801-032-20	Light Duty-Rated Modular Vault	24"W x 36"L x 12"D	Diamond Plate Steel	UV Weather-Resistant Plastic
801-041-20	Light Duty-Rated Modular Vault	24"W x 36"L x 24"D	Solid Split Lid (800-049-10)	UV Weather-Resistant Plastic
801-041-40	Light Duty-Rated Modular Vault	36"W x 36"L x 24"D	Split Lid For FDH (800-049-12)	UV Weather-Resistant Plastic
801-041-35	Light Duty-Rated Modular Vault	36"W x 36"L x 24"D	Split Lid For FNC-2000 (800-049-11)	UV Weather-Resistant Plastic
801-035-20	Light Duty-Rated Modular Vault	36"W x 36"L x 12"D	Diamond Plate Steel	UV Weather-Resistant Plastic
801-036-20	Light Duty-Rated Modular Vault	36"W x 36"L x 24"D	Diamond Plate Steel	UV Weather-Resistant Plastic

* Also available with a depth of 36" upon request.

© Multilink® Inc. | 440.366.6966 | All Rights Reserved | December 2024
For Terms and Conditions visit: gomultilink.com/about/terms-and-conditions
Specifications subject to change without notice.

Composilite Vault

This durable vault has spacious room to house your below-grade equipment. The Multilink Composilite Vault is designed for a Tier 22 rating which makes this a viable solution for all your needs. This Composilite Vault is designed for strength, durability and easy shipping. The vault is manufactured using innovative composite material that provides a nearly indestructible product. The four sides are shipped flat with a fast-clip connecting kit to reduce the shipping footprint and cost. Vault cover is equipped with lift eyes for removal with lift hooks.

- » Strength & durability provide long-lasting protection for your equipment.
- » Made from a durable UV weather-resistant plastic.
- » Security Cavity outside design locks vault in the ground when installed.
- » Tier 22 Rated

www.gomultilink.com/categories/pedestals-vaults/modular-vault





Composilite Vault

STOCK ID	DESCRIPTION	DIMENSIONS	MATERIAL
801-038-20	Tier 22 Rated Composilite Vault with Composilite Lid	17"W x 30"L x 24"D	Composilite
801-039-20	Tier 22 Rated Composilite Vault with Composilite Lid	24"W x 36"L x 24"D	Composilite
801-040-20	Tier 22 Rated Composilite Vault with Composilite Lid	36"W x 48"L x 36"D	Composilite

* Also available with a depth of 36" upon request.

© Multilink® Inc. | 440.366.6966 | All Rights Reserved | December 2024
For Terms and Conditions visit: gomultilink.com/about/terms-and-conditions
Specifications subject to change without notice.

Composilite Pads

The Cabinet Composilite Pad, made of SMC, is designed to take a beating. The pad is manufactured using innovative composite material that provides a nearly indestructible product and is engineered to support cabinet units and other outdoor equipment. As an environmentally friendly alternative, these pads are a great option. The weather resistant material provides superior support on soil or gravel terrain.

- » Composilite Pad material is exceptionally strong
- » Surface is textured to reduce slippage
- » Unaffected by UV exposure or extreme weather
- » Drillable for securing unit to Cabinet Pad (¼ x 1-¼"Tapcon15 recommended)
- » Available with access cutout

www.gomultilink.com/categories/pedestals-vaults/modular-vault



802-036-05



802-036-10



Composilite Pads

STOCK ID	DESCRIPTION	DIMENSIONS	COLOR	MATERIAL
802-036-05	Composilite Pad Standard	40"W x 40"L x 3"	Concrete Grey	Composilite
802-036-10	Composilite Pad for PSC or 030-164-XX Cabinet	40"W x 44"L x 3"	Concrete Grey	Composilite



030-191-10



030-164-10



030-279-10

Related Products

STOCK ID	DESCRIPTION
030-191-10	PSC-3 GM Enclosure, 26"W x 16.5"D x 32"H
030-209-10	PSC-6 GM Enclosure, 26"W x 16.5"D x 43"H
030-228-10	PSC-9 GM Enclosure, 26"W x 16.5"D x 53"H
030-164-10	MQ PSN-8, Enclosure, 32"W x 32"D x 45.25"H
030-278-10	MQ PSN-8, Power/Battery Enclosure, 37.6"W x 35.25"D x 57.25"H
030-279-10	MQ PSN-8, Power/Battery/Node Assembly Enclosure, 37.6"W x 35.25"D x 57.25"H

*Standard cabinets shown, other options available.

© Multilink® Inc. | 440.366.6966 | All Rights Reserved | December 2024
For Terms and Conditions visit: gomultilink.com/about/terms-and-conditions
Specifications subject to change without notice.

This is only a spin-off of our website. Visit gomultilink.com for the most current version of this catalog which includes links to spec sheets for noted products and more.



CATV Power Solutions

Companies in the telecommunications and ITS/Traffic industries rely on high-performance power solutions to provide network connectivity during both normal operations and emergencies. As a result, you need reliable power supply products that can easily be implemented within your networks and improve your service offerings. We create products that push the telecommunication and transportation industries forward. Designed using the latest technologies to have the most innovative features, our power supplies and other devices can meet a diverse array of needs.

Cierto
page 166

EB1 Series
page 167

Power Supply Cabinets
page 173

© Multilink® Inc. | 440.366.6966 | All Rights Reserved | December 2024
For Terms and Conditions visit: gomultilink.com/about/terms-and-conditions
Specifications subject to change without notice.

Cierto Power Supply

Multilink is on the forefront of new technology with our Cierto true UPS dynamic energy control (DEC) power supply. The Cierto is a true UPS with zero transfer time, fewer moving parts and high efficiency switch mode processing. DEC technology enables the Cierto to adapt to various loads while maintaining an efficiency level over 90%. Because of this, there is no need to stock different models of UPS' to keep the efficiency of the plant at a high level. Lastly, because there is no ferro resonant transformer weight is decreased by 30%.

www.gomultilink.com/products/cierto



Cierto

017-079-21	Cierto Power Supply
017-079-20	Rack Mountable Cierto Power Supply

Specifications

Cabinet Dimensions	7.8"H x 16.5"W (w/handle) x 10.75"D (w/handle)
Weight	29.5 kg
Output Voltage	Configurable to 63 or 89 VAC
Minimum Output Current	Not less than 1 amp load required: any output tap
Efficiency (Line Mode)	Typically 95% at nominal voltage, at full load
Efficiency (Inverter Mode)	Typically 90% at nominal battery, at full load
Power Factor	>0.98 typical (Active Power Factor Correction)
Line Frequency Tolerance	±20Hz (40 to 80Hz input range, output is always 60Hz)
Line Voltage Tolerance	-25% / +120% (input rangOutput Voltage5VAC)
Output Voltage Tolerance	-5% / +2% load regulation over input range
Low Battery Shutdown	Selectable, default is 1.75 V/ cell (31.5V for 18-cells, 42.0V for 24 cells)
Battery Float Voltage	Selectable, default is 2.25V/ cell (40.5V for 18-cells, 54.0V for 24 cells)
Temperature Compensation	3mv/°C/cell (programmable, 0-5mV/°C/cell)
Output Waveform	Quasi-Square Wave, Sine Wave, Square Wave, 4Hz Switched DC
Short Circuit Protection	< 150% Maximum Current Rating
Protection DC Input:	60-Amp magnetic/hydraulic circuit breaker
Charge Profiles	GEL, AGM, LiFePO4
Transfer Characteristic	UPS, 0mS True UPS
Operating Temperature Range	-40°C to +70°C @ 5% to 95% relative humidity, non-condensing
Liquid Crystal Display	Four-line alpha-numeric display 82.5mm x 19mm (WxH)
Status Monitoring	Embedded HMS status monitor, conforming to ANSI / SCTE 25-3 2002 (HMS-022), DOCSIS 3.1 Modem, SFP+ Cage for Optical Monitoring



Output Power VA	450VA						900VA				1350VA			
Output Current	5A						10A				15A			
AC Line Input Voltage	120			240			120		240		120		240	
AC Line Input Frequency (Hz)	60			60			60		60		60		60	
Battery Voltage	24	36	48	24	36	48	36	48	36	48	36	48	36	48
Nominal AC Input Current (A)	4.2	4.2	4.2	2.1	2.1	2.1	8.3	8.3	4.2	4.2	15.5	15.5	7.75	7.75
Max Output Current @ 89V (A)	5.5	5.5	5.5	5.5	5.5	5.5	10	10	10	10	15	15	15	15
Max Battery Current (A)	23.5	15.6	11.5	23.5	15.6	11.5	28	21	28	21	42	31	42	31
Max Battery Charge Current (A)	5	5	5	5	5	5	10	10	10	10	10	10	10	10
Charger Acceptance Voltage	19.3	29	39	19.3	29	39	29	39	29	39	29	39	29	39
Inverter Acceptance Voltage	24	36	48	24	36	48	36	48	36	48	36	48	36	48

© Multilink® Inc. | 440.366.6966 | All Rights Reserved | December 2024
For Terms and Conditions visit: gomultilink.com/about/terms-and-conditions
Specifications subject to change without notice.

This is only a spin-off of our website. Visit gomultilink.com for the most current version of this catalog which includes links to spec sheets for noted products and more.

EB1s/EB1LP – Uninterruptible Power Supply

www.gomultilink.com/categories/power-solutions

EB1s/EBLP

The EB1s is Multilink's flagship uninterruptible power supply solution for all CATV MSOs (cable TV multiple-system operators) that fits most existing cabinets and enclosures. The inverter module is field replaceable and is a non-standby UPS when removed. The embedded status monitor conforms to ANSI/SCTE 25-3 2017 (HMS-022). Each model includes a four-line, Alpha-Numeric Display with four pushbuttons for menu navigation. With a typical transfer time of 4ms, and a typical efficiency rate of 90% in Line Mode or 87% in Inverter Mode, this product is the most cost-effective, reliable, and maintenance-free standby power supply on the market. Several models are available and can be selected using the configuration options shown below. Multilink provides a model for all operating conditions around the world, including models with varying output capacities. Find your EB1s model below and explore the specifications and intuitive design features the EB1s has to offer! (7.8" H x 15.9" W x 10" D)





STOCK ID	BATTERY PROTECTION	BATTERY STRING VOLTAGE	INVERTER OPERATION ACCEPTANCE VOLTAGE	RATED OUTPUT CURRENT	AC INPUT	AC OUTPUT
017-068-43	60 or 80 Amp Magnetic/ Hydraulic Circuit Breaker	36VDC, Factory Configured	36VDC	15 Amps	**Voltage:** 120VAC **AC Input Current:** 14.2 Amps @ Nominal Line Voltage, Full Load, Bulk Charge **AC Input Voltage Tolerance**: -25%/+21% **AC Input Frequency:** 60Hz ± 3%	**Voltage:** Selectable; 63, 75, or 89VAC. Typically 89VAC from Factory **Output:** 22 Amps @ 63VAC **Power:** 1350VA
017-068-46	60 Amp Magnetic/ Hydraulic Circuit Breaker	36VDC, Factory Configured	36VDC	15 Amps	**Voltage:** 240VAC (220-240VAC Compatible) **AC Input Current:** 7.0 Amps @ Nominal Line Voltage, Full Load, Bulk Charge **AC Input Voltage Tolerance**: -25%/+10% (240VAC Nominal) **AC Input Frequency:** 50Hz ± 3%	**Voltage:** Selectable; 63, 75, or 89VAC. Typically 89VAC from Factory **Output:** 22 Amps @ 63VAC **Power:** 1350VA
017-068-47	60 or 80 Amp Magnetic/ Hydraulic Circuit Breaker	48VDC, Factory Configured	48VDC	15 Amps	**Voltage:** 240VAC (220-240VAC Compatible) **AC Input Current:** 7.5 Amps @ Nominal Line Voltage, Full Load, Bulk Charge **AC Input Voltage Tolerance**: -25%/+10% (240VAC Nominal) **AC Input Frequency:** 50Hz ± 3%	**Voltage:** Selectable; 63, 75, or 89VAC. Typically 89VAC from Factory **Output:** 22 Amps @ 63VAC **Power:** 1350VA
017-068-48	60 or 80 Amp Magnetic/ Hydraulic Circuit Breaker	36VDC, Factory Configured	36VDC	15 Amps	**Voltage:** 240VAC (220-240VAC Compatible) **AC Input Current:** 7.0 Amps @ Nominal Line Voltage, Full Load, Bulk Charge **AC Input Voltage Tolerance**: -25%/+10% (240VAC Nominal) **AC Input Frequency:** 60Hz ± 3%	**Voltage:** Selectable; 63, 75, or 89VAC. Typically 89VAC from Factory **Output:** 22 Amps @ 63VAC **Power:** 1350VA
017-068-49	60 or 80 Amp Magnetic/ Hydraulic Circuit Breaker	48VDC, Factory Configured	48VDC	15 Amps	**Voltage:** 240VAC (220-240VAC Compatible) **AC Input Current:** 7.5 Amps @ Nominal Line Voltage, Full Load, Bulk Charge **AC Input Voltage Tolerance**: -25%/+10% (240VAC Nominal) **AC Input Frequency:** 60Hz ± 3%	**Voltage:** Selectable; 63, 75, or 89VAC. Typically 89VAC from Factory **Output:** 22 Amps @ 63VAC **Power:** 1350VA

© Multilink® Inc. | 440.366.6966 | All Rights Reserved | December 2024
For Terms and Conditions visit: gomultilink.com/about/terms-and-conditions
Specifications subject to change without notice.

EB1s – Uninterruptible Power Supply

www.gomultilink.com/categories/power-solutions



EB1s

STOCK ID	BATTERY PROTECTION	BATTERY STRING VOLTAGE	INVERTER OPERATION ACCEPTANCE VOLTAGE	RATED OUTPUT CURRENT	AC INPUT	AC OUTPUT
017-068-50	60 or 80 Amp Magnetic/ Hydraulic Circuit Breaker	48VDC, Factory Configured	48VDC	15 Amps	**Voltage:** 120VAC **AC Input Current:** 14.2 Amps @ Nominal Line Voltage, Full Load, Bulk Charge **AC Input Voltage Tolerance**: -25%/+10% **AC Input Frequency:** 60Hz ± 3%	**Voltage:** Selectable; 63, 75, or 89VAC. Typically 89VAC from Factory **Output:** 22 Amps @ 63VAC **Power:** 1350VA
017-068-53	80 Amp Magnetic/ Hydraulic Circuit Breaker	36VDC, Factory Configured	36VDC	15 Amps	**Voltage:** 240VAC (220-240VAC Compatible) **AC Input Current:** 7.0 Amps @ Nominal Line Voltage, Full Load, Bulk Charge **AC Input Voltage Tolerance**: -25%/+10% **AC Input Frequency:** 60Hz ± 3%	**Voltage:** Selectable; 63, 75, or 89VAC. Typically 89VAC from Factory **Output:** 22 Amps @ 63VAC **Power:** 1350VA
017-068-54	60 or 80 Amp Magnetic/ Hydraulic Circuit Breaker	36VDC, Factory Configured	36VDC	18 Amps	**Voltage:** 120VAC **AC Input Current:** 16.4 Amps @ Nominal Line Voltage, Full Load, Bulk Charge **AC Input Voltage Tolerance**: -25%/+10%, (Low Tolerance Reduced with Load 80% or Higher) **AC Input Frequency:** 60Hz ± 3%	**Voltage:** Selectable; 63, 75, or 89VAC. Typically 89VAC from Factory **Output:** 25 Amps @ 63VAC **Power:** 1620VA
017-068-55	60 or 80 Amp Magnetic/ Hydraulic Circuit Breaker	36VDC, Factory Configured	36VDC	18 Amps	**Voltage:** 240VAC **AC Input Current:** 8.2 Amps @ Nominal Line Voltage, Full Load, Bulk Charge **AC Input Voltage Tolerance**: -25%/+10%, (Low Tolerance Reduced with Load 80% or Higher) **AC Input Frequency:** 60Hz ± 3%	**Voltage:** Selectable; 63, 75, or 89VAC. Typically 89VAC from Factory **Output:** 25 Amps @ 63VAC **Power:** 1620VA
017-068-56	60 or 80 Amp Magnetic/ Hydraulic Circuit Breaker	36VDC, Factory Configured	36VDC	7.5 Amps	**Voltage:** 120VAC **AC Input Current:** 8.5 Amps @ Nominal Line Voltage, Full Load, Bulk Charge **AC Input Voltage Tolerance**: -25%/+10% **AC Input Frequency:** 60Hz ± 3%	**Voltage:** Selectable; 63, 75, or 89VAC. Typically 89VAC from Factory **Output:** 11 Amps @ 63VAC **Power:** 675VA
017-068-75	60 or 80 Amp Magnetic/ Hydraulic Circuit Breaker	48VDC, Factory Configured	48VDC	10 Amps	**Voltage:** 240VAC (220-240VAC Compatible) **AC Input Current:** 5.8 Amps @ Nominal Line Voltage, Full Load, Bulk Charge **AC Input Voltage Tolerance**: -25%/+10% (240VAC Nominal) **AC Input Frequency:** 50Hz ± 3%	**Voltage:** Selectable; 48.5, 60, or 89VAC. Typically 48.5VAC from Factory **Output:** 15 Amps @ 63VAC **Power:** 900VA

© Multilink® Inc. | 440.366.6966 | All Rights Reserved | December 2024
For Terms and Conditions visit: gomultilink.com/about/terms-and-conditions
Specifications subject to change without notice.

EB1LP – Uninterruptible Power Supply

www.gomultilink.com/categories/power-solutions/Uninterruptible-Power-Supplies/eb1lp



EB1LP

STOCK ID	BATTERY PROTECTION	BATTERY STRING VOLTAGE	INVERTER OPERATION ACCEPTANCE VOLTAGE	RATED OUTPUT CURRENT	AC INPUT	AC OUTPUT
017-077-20	60 or 80 Amp Magnetic/ Hydraulic Circuit Breaker	36VDC, Factory Configured	36VDC	3.5 Amps	**Voltage:** 120VAC **AC Input Current:** 5.0 Amps @ Nominal Line Voltage, Full Load, Bulk Charge **AC Input Voltage Tolerance**: -25%/+10%, (Low Tolerance Reduced with Load 80% or Higher) **AC Input Frequency:** 60Hz ± 3%	**Voltage:** Selectable; 63, 75, or 89VAC. Typically 89VAC from Factory **Output:** 4.8 Amps @ 63VAC **Power:** 300VA
017-077-21	60 or 80 Amp Magnetic/ Hydraulic Circuit Breaker	36VDC, Factory Configured	36VDC	5.6 Amps	**Voltage:** 120VAC **AC Input Current:** 6.5 Amps @ Nominal Line Voltage, Full Load, Bulk Charge **AC Input Voltage Tolerance**: -25%/+10% **AC Input Frequency:** 60Hz ± 3%	**Voltage:** Selectable; 63, 75, or 89VAC. Typically 89VAC from Factory **Output:** 8.0 Amps @ 63VAC **Power:** 500VA
017-077-22	60 or 80 Amp Magnetic/ Hydraulic Circuit Breaker	36VDC, Factory Configured	36VDC	3.5 Amps	**Voltage:** 240VAC **AC Input Current:** 2.5 Amps @ Nominal Line Voltage, Full Load, Bulk Charge **AC Input Voltage Tolerance**: -25%/+10% **AC Input Frequency:** 60Hz ± 3%	**Voltage:** Selectable; 63, 75 or 89VAC. Typically 89VAC from Factory **Output:** 4.8 Amps @ 63VAC **Power:** 300VA
017-077-23	60 or 80 Amp Magnetic/ Hydraulic Circuit Breaker	36VDC, Factory Configured	36VDC	3.5 Amps	**Voltage:** 240VAC **AC Input Current:** 3.25 Amps @ Nominal Line Voltage, Full Load, Bulk Charge **AC Input Voltage Tolerance**: -25%/+10% **AC Input Frequency:** 60Hz ± 3%	**Voltage:** Selectable; 63, 75 or 89VAC. Typically 89VAC from Factory **Output:** 8.0 Amps @ 63VAC **Power:** 500VA

© Multilink® Inc. | 440.366.6966 | All Rights Reserved | December 2024
For Terms and Conditions visit: gomultilink.com/about/terms-and-conditions
Specifications subject to change without notice.

CATV Power Supplies



SPECS

CATV Inverter

The CATV Inverter has been designed to provide up to 300VA of output power to cable network equipment during periods of extended outage, construction or modification to the CATV plant, or during emergency situations where immediate power is required. With a 12VDC battery voltage applied, the CATV Inverter will provide a regulated output voltage of either 60 or 90VAC,
depending on model. A Tri-color LED provides battery voltage levels and provides warning for low battery voltage and low battery shutdown. Automatic output overload fold back and short circuit protection is built it to protect the CATV Inverter and attached network equipment. Embedded over temperature shutdown protects the inverter from overheating. The CATV Inverter is intended to be used in conjunction with existing Power Inserter Modules (PIM) in power supply cabinets.

STOCK ID	DESCRIPTION	DIMENSIONS	DC INPUT	AC OUTPUT	ENVIRONMENTAL SPECIFICATIONS
014-002-10	The CATV Inverter features 12VDC Input with 60/90VAC, 6Hz Output and includes a Voltage Indicator with Tri-Color LED	3" H x8.25" W x 10" D	**Connections:** Anderson Power Pole PP75 Connectors **Voltage:** 12.0VDC Nominal **Current:** 30A Nominal **Inverter Acceptance Voltage:** 10.5VDC	**Phases:** Single phase 2-wire **Voltage:** 90VAC **Voltage Regulation:** -8/+2% **Current Capacity:** 3.4A at 90VAC Nominal **Rated Frequency:** 60Hz	**Operating Temperature:** -40°C – to + 55°C 5% to 95% relative humidity



SPECS

Non-Standby Power Supply

Multilink's Non-Standby power supplies provide filtered and regulated AC output power of proper voltage and current values to operate amplifiers, nodes and other active devices in CATV and broadband networks. These power supplies incorporate a constant voltage transformer (CVT)as a simple and reliable means of providing desired output voltage with regulation despite line voltage fluctuations and changing load current demands.

STOCK ID	DESCRIPTION	DIMENSIONS	AC INPUT	AC OUTPUT	EFFICIENCY	ENVIRONMENTAL SPECIFICATIONS
016-015-20	This self-contained power supply has replaceable internal components and pole mounts. It is made of powder coated aluminum and includes an NS Series Output Indicator, Long life Green LED that Indicates AC Output Voltage. Also included is the Output Delay Relay and Input Surge Arrestor	11.125"H x 15 5/8"W x 8.25"D	**Voltage:** 120VAC **Voltage Range:** ±15%	**Output Voltage:** 60/90VAC **Output Current:** 15/10A **Power:** 900	> 90% Full Load / > 80% Half Load	**Operating Temperature:** -40°C - 65°C
016-019-20				**Output Voltage:** 60/90VAC **Output Current:** 22.5/15A **Power:** 1350		

© Multilink® Inc. | 440.366.6966 | All Rights Reserved | December 2024
For Terms and Conditions visit: gomultilink.com/about/terms-and-conditions
Specifications subject to change without notice.

Sky Power



STOCK ID	DESCRIPTION	DIMENSIONS	AC INPUT	AC OUTPUT	DC OUTPUT	ENVIRONMENTAL SPECIFICATIONS
Sky Power 1 This power supply is a small boost transformer providing 120VAC power to small cell, gateway, and CCTV applications. Fitting perfectly into a CATV power supply cabinet, the transformer is powered seamlessly from the 90VAC UPS output of our EB1s or other compatible power supplies. The EB1s or compatible cable UPS provides the Sky Power with regulated and uninterrupted power with battery backup						
014-040-20	The Sky Power 1 has the following features and benefits: Uses Existing Infrastructure No added pole attachments Battery backed up Wide availability Clean from noise, surges DOCSIS 3.0 widely available DOCSIS 3.1 to provide GigE speeds Collocated with power	4.36"H x 7.0"W x 8.5"D	**Voltage Range:** 78.5 - 93.0VAC / 54.8 - 65.0VAC **AC Input Voltage:** 89VAC Nominal 63VAC Nominal **AC Line Input Frequency** 45 - 65Hz	**Output Voltage:** 120VAC **Output Current:** 2.5A, **Output Voltage Range:** 120 ±10% **Power:** 300	**Output Voltage:** 12VDC **Output Current:** DC 1.0A **Power:** 300	**Operating Temperature:** -40°C to +60°C -40°F to +140°F **Operating Humidity Level:** 5 - 95% (non-condensing)

Smart Tracker



STOCK ID	DESCRIPTION	DIMENSIONS	DIGITAL INPUT	OUTPUT RELAY	AC INPUT	ENVIRONMENTAL SPECIFICATIONS	MOUNTING
018-041-11 Black	Smart Tracker Remote Power Manager with 8 individually controlled outlets. Outlet Type: NEMA 5-15R, 15A/125 VAC, 60Hz. Utilizes LED indicators for active outlets, relays and digital inputs. Logs viewable through password protected user interface that stores thousands of events. Test to NEMA TS2-2016 v03.07 Standards.	1.7"H x 7.0"D x 19"W	**Digital Inputs:** 8 Individual Inputs *(2 Contacts per Input)* **Digital Input Voltage:** 5VDC, 10mA Max., Opto-isolated Inputs **Analog Voltage (DC) Input:** 2 Independent DC Measurement Inputs **Analog Input Voltage (DC):** 0-60VDC **Temperature & Humidity Sensors:** Embedded	**Output Relays:** 8 Individual Output Relays **Relay Switching Voltage:** 250VAC, 125VDC MAX Relay Current **Capacity:** 10 Amps, Each	**Voltage Range:** 85-154VAC; 120VAC Nominal **Frequency:** 60Hz ±3Hz **Circuit Breaker Rating:** 15A **Current Capacity:** 15A **Power Cord:** Pluggable 5-15P, C13 15A/125VAC	**Operating Temperature:** -37°C to +74°C (-34°F to 165°F) **Operating Humidity:** 5-95% Non-condensing **Storage Temperature:** -45°C to 85°C (-49°F to 185°F)	1RU Rack Mounting w/ Adjustable Rack Mount Brackets or Shelf Mount

© Multilink® Inc. | 440.366.6966 | All Rights Reserved | December 2024
For Terms and Conditions visit: gomultilink.com/about/terms-and-conditions
Specifications subject to change without notice.

CATV Power Supply Accessories

www.gomultilink.com/categories/power-solutions



Battery Balancer Kits

018-049-20	3 Battery, Advanced 24V and 36V External Battery Balance Manager
018-049-30	4 Battery, Advanced 48V External Battery Balance Manager



Battery Monitoring

STOCK ID - 018-026-20

This battery monitoring system is designed to dramatically lower cost and provide battery health and cabinet/hut facility monitoring capabilities.



Battery Cable Kits

874-001-23	36VDC, Extended Duty Battery Harness w/ Anderson Connector
874-003-21	36VDC, Dual String Battery Harness w/ Anderson Connector (6 Battery)
874-002-22	48VDC, Extended Duty Battery Harness w/ Anderson Connector
874-004-20	48VDC, Dual String Battery Harness w/ Anderson Connector (8 Battery)



Tamper Switch Kits

STOCK ID - 740-008-20

Tamper Switch Kit for Power Supply Cabinets (PSC)



Line Cords for EB1s

856-045-10	EB1s 6', Schuko to C19 Connectors
856-048-10	EB1s, 2' 5-20P to C19 Connectors
856-050-10	EB1s, 6' 6-15P to C19 Connectors
856-051-10	EB1s, 4' 5-20P to C19 Connectors





Status Monitoring

Serial-to-Ethernet status monitoring module used for the remote status monitoring of Multilink's EB1s Series of products. In the Optilink 10G, an optical transceiver is utilized for up to 10Gbps optical interface.

740-080-20	Status Monitoring DOCSIS 3.1
740-088-20	Optilink 1G
740-089-20	Optilink 10G



Remote Temperature Probe

STOCK ID - 172-001-20

48V remote temperature probe



Battery Terminal Covers

STOCK ID - 538-531-10

Universal battery terminal covers

© Multilink® Inc. | 440.366.6966 | All Rights Reserved | December 2024
For Terms and Conditions visit: gomultilink.com/about/terms-and-conditions
Specifications subject to change without notice.

This is only a spin-off of our website. Visit gomultilink.com for the most current version of this catalog which includes links to spec sheets for noted products and more.

CATV Power Supply Cabinets

www.gomultilink.com/categories/cabinets/power-supply-cabinets

Power Supply Cabinets



STOCK ID	DESCRIPTION	DIMENSIONS	MATERIAL	BATTERY	COLOR	MOUNTING
030-191-10	PSC-3 GM Enclosure	32" H x 26" W x 18" D	Corrosion Resistant Aluminum Stainless Steel Hardware	3 Battery	Gray	Ground
030-190-10	PSC-3 PM Enclosure	25" H x 25" W x 20" D				Pole
030-209-10	PSC-6 GM Enclosure	43" H x 26" W x 20" D	Corrosion Resistant Aluminum Stainless Steel Hardware	6 Battery	Gray	Ground
030-198-10	PSC-6 PM Enclosure	36" H x 25" W x 20" D				Pole
030-228-10	PSC-9 GM Enclosure	53" H x 26" W x 18" D	Corrosion Resistant Aluminum Stainless Steel Hardware	9 Battery	Gray	Ground Only

* Base models shown, customized versions available.



030-279-10	Co-Locate MQ-PSN-8 Power/Battery/Node Assembly	57.25"H x 37.6"W x 32.25"D	Corrosion Resistant Aluminum Stainless Steel Hardware	8 Battery	Light Green	Ground Only

* Base model shown, customized versions available.



030-358-10	Single Door High Security Cabinet	46.42" H x 34.79" W x 21.4" D	Corrosion Resistant Aluminum Stainless Steel Hardware	8 Battery	Gray	Ground Only
030-557-10	Dual Door High Security Cabinet	53" H x 36.5" W x 25.5" D	Corrosion Resistant Aluminum Stainless Steel Hardware	8 Battery	Gray	Ground Only

* Base model shown, customized versions available.

© Multilink® Inc. | 440.366.6966 | All Rights Reserved | December 2024
For Terms and Conditions visit: gomultilink.com/about/terms-and-conditions
Specifications subject to change without notice.

CATV Power Supply Accessories

www.gomultilink.com/categories/pedestals-vaults/big-dog-series

Big Dog



STOCK ID	DESCRIPTION	DIMENSIONS	MATERIAL	SECURITY
Big Dog AHCV				
030-097-00	This Aluminum Housing Closure with Vault provides maximum protection to your equipment when the situation arises. The AHCV can accommodate even the largest Optic Nodes on the market today with fiber splice enclosures. The patented LifeSaver™ roof design closure provides maximum airflow to the equipment helping maintain proper operating temperatures.	49"H x 50"W x 36"D	Aluminum Cover UV Stabilized Plastic Base	Star Pattern Lock P-Key 7/16 Hex Head



Big Dog Plus				
030-284-10	The largest of our Big Dog Series, the Plus provides ample room to house your FTTx equipment, with room to spare. This above ground closure is accessible via two doors and two access panels on all four sides, with a removable roof. The Big Dog Plus gives ultimate flexibility to the installer.	30"H x 46"W x 26"D	Powder Coated Aluminum	Cam Lock

SmartPed 2000-FNC



STOCK ID	DESCRIPTION	DIMENSIONS	MATERIAL	HEATING/COOLING	CABLE ENTRY	MOUNTING
12467K	2000-FNC Node Cabinet and Pedestal Base, includes two mounting rods and slack storage brackets. It is an above-ground housing to shelter amplifiers, splice enclosures, nodes, and provide ample space for slack storage in a secured environment. Includes: front dual doors, 3 point latch, lockable back dual doors, doors lock from inside, all doors are removable, detachable top	50"H x 30"W x 16"D	**Main Body:** Powder Coated Galvanized Steel w/ Safety Corners All Vertical Seams Sealed w/ Synthetic Rubber Seal **Hardware:** Stainless Steel	Natural Convection All Door Louvered Top, Bottom And Back w/ Bug Screen	Bottom Open For Concrete Pad, Or Vault Mounting	Ground
12824	BS-24 Stake	24"L				
12432	BS-32 Stake	32"L				
12845	BS-42 Stake	42"L				



STOCK ID	DESCRIPTION	DIMENSIONS	SPLICE CAPACITY	MATERIAL	UOM
072-785-51	Pedestal SPlice Plate (PSP) with 2 Splice Trays	14"H x 8"W x 3"D	48 Single/ 96 Double / 192 Mass Fusion	Power-Coated Steel	Each

© Multilink® Inc. | 440.366.6966 | All Rights Reserved | December 2024
For Terms and Conditions visit: gomultilink.com/about/terms-and-conditions
Specifications subject to change without notice.

This is only a spin-off of our website. Visit gomultilink.com for the most current version of this catalog which includes links to spec sheets for noted products and more.



ITS/Traffic Power Systems

Multilink's offers line-interactive, double conversion and power monitoring for the transportation industry. When emergencies hit communities, ITS/Traffic power systems need to continue to function as normal. For this reason, backup uninterruptible power supply (UPS) systems are necessary. The UPS delivers emergency power to a load when the main power source fails. The UPS keeps transportation networks running through power outages and other disasters.

UPS
page 177

Transfer Switches
page 179

PantheonCell™ Battery
page 180

© Multilink® Inc. | 440.366.6966 | All Rights Reserved | December 2024
For Terms and Conditions visit: gomultilink.com/about/terms-and-conditions
Specifications subject to change without notice.



The Importance of Intelligent Transport Systems in the Wake of Natural Disasters

In the face of a natural disaster, transportation systems need to be running at 100% to ensure that people can be quickly and safely evacuated from the affected area. Modern transportation networks are complex and power can be cut off even if a few components are damaged.

Recently, wildfires in California's wine country caused more than 1.6 million Pacific Gas & Electric customers to lose service during rolling blackouts.

Outages can be fatal for people who require life support equipment to survive. Devices like respirators and feeding pumps require a generator or a backup battery power to work.

It is also important to outfit cities and neighborhoods with competent backup uninterruptible power supply (UPS) systems. The UPS delivers emergency power to a load when the main power source fails. These are typically used to protect computers, data centers, and telecommunication equipment, but they also play a vital role in keeping transportation networks afloat after a disaster.

Just imagine how difficult and unsafe it would be to drive out of an evacuation area without functioning traffic lights. Multilink is proud to serve the DOT and ITS industries with our hardened line-interactive and double-conversion systems. These are two of the market's most effective and reliable failsafe measures to protect devices in the case of emergency power shutdowns.

Our systems are often used to provide backup power to the traffic controllers operating intersections, messaging signs along evacuation routes, conflict monitors, camera equipment, lighting, CCTV, and IP cameras. They also maintain network communication connections during power outages and extreme weather events. People might be panicked trying to flee an area during a natural disaster, but line-interactive and double-conversion systems ensure that traffic lights and other notifiers stay calm and operational.

The major draw of line-interactive power supplies is that they monitor incoming voltage from a network's utility power. With an increase or decrease in utility power, our EP's will boost or buck the amount of output voltage they're pumping to keep your equipment running. With its attractive price tag, our hardened EP Series is designed for use in harsh environments.

Double-conversion power supplies protect critical equipment like life support devices and traffic fixtures. What makes our UPS lineup truly unique is that they're hardened, so they can withstand higher levels of heat and humidity than other systems on the market.

Natural disasters come in many forms and with many consequences, but there's one certainty: they're all devastating in some way. Fortunately, this devastation can be mitigated if we can make sure that signals keep flashing and people can communicate in a crisis. More cities just need to update their power equipment to the latest line-interactive and double-conversion power supplies to make sure this doesn't happen again.

Our hearts go out to those hurt or displaced by natural disasters. Multilink hopes that, when future events strike, people have the amenities to call for help and keep critical equipment functioning as normal. We can't control disasters, but we can keep them from getting worse by improving power and intelligent transportation technology.

© Multilink® Inc. | 440.366.6966 | All Rights Reserved | December 2024
For Terms and Conditions visit: gomultilink.com/about/terms-and-conditions
Specifications subject to change without notice.

This is only a spin-off of our website. Visit gomultilink.com for the most current version of this catalog which includes links to spec sheets for noted products and more.

Smart Tracker



STOCK ID	DESCRIPTION	DIMENSIONS	DIGITAL INPUT	OUTPUT RELAY	AC INPUT	ENVIRONMENTAL SPECIFICATIONS	MOUNTING
018-041-11 Black	Smart Tracker Remote Power Manager with 8 individually controlled outlets. Outlet Type: NEMA 5-15R, 15A/125 VAC, 60Hz.Utilizes LED indicators for active outlets, relays and digital inputs. Logs viewable through password protected user interface that stores thousands of events. Test to NEMA TS2-2016 v03.07 Standards.	1.7"H x 7.0"D x 19"W	**Digital Inputs:** 8 Individual Inputs *(2 Contacts per Input)* **Digital Input Voltage:** 5VDC, 10mA Max., Opto-isolated Inputs **Analog Voltage (DC) Input:** 2 Independent DC Measurement Inputs **Analog Input Voltage (DC):** 0-60VDC **Temperature & Humidity Sensors:** Embedded	**Output Relays:** 8 Individual Output Relays **Relay Switching Voltage:** 250VAC, 125VDC MAX Relay Current **Capacity:** 10 Amps, Each	**Voltage Range:** 85-154VAC; 120VAC Nominal **Frequency:** 60Hz ±3Hz **Circuit Breaker Rating:** 15A **Current Capacity:** 15A **Power Cord:** Pluggable 5-15P, C13 15A/125VAC	**Operating Temperature:** -37°C to +74°C (-34°F to 165°F) **Operating Humidity:** 5-95% Non-condensing **Storage emperature:** -45°C to 85°C (-49°F to 185°F)	1RU Rack Mounting w/ Adjustable Rack Mount Brackets or Shelf Mount

Double-Conversion Power Supply

Multilink's EDP Double-Conversion is an UPS designed to provide high quality, stable AC power to critical equipment that requires continuous, regulated power. With a pure sine wave output, the EDP provides power to sensitive loads with zero loss in output power. With 4 LEDs and a 4 line LCD display, UPS operating statistics scroll across the screen to provide at-a-glance monitoring. Ethernet connectivity is standard and includes an on-board web page for status monitoring and configuration. Compatibility with generators using the Multilink's Safety Automatic Transfer Switch (SATS) provides lasting back-up power during long utility outages and low battery shutdown.



STOCK ID	DESCRIPTION	DIMENSIONS	OUTPUT CAPACITY	BATTERY VOLTAGE
EDP 1000				
010-028-20	The Multilink EDP 1000 Double-Conversion UPS is an uninterruptible power supply with an output capacity of 700W.	3.5"H x 17.0"W x 13.625"D	1,000VA	24VDC Battery System (2, 12V Batteries)
EDP 1500				
010-029-20	The Multilink EDP 1500 Double-Conversion UPS is an uninterruptible power supply with an output capacity of 1100W.	5.25"H x 17.0"W x 13.875"D	1,500VA	36VDC Battery System (3, 12V Batteries)
EP 2000				
010-030-20	The Multilink EDP 2000 Double-Conversion UPS is an uninterruptible power supply with an output capacity of 1400W.	5.25"H x 17.0"W x 13.875"D	2,000VA	48VDC Battery System (4, 12V Batteries)

© Multilink® Inc. | 440.366.6966 | All Rights Reserved | December 2024
For Terms and Conditions visit: gomultilink.com/about/terms-and-conditions
Specifications subject to change without notice.

Line-Interactive Power Supply

The EP Line-Interactive uninterruptible power supply (UPS) provides a steady, regulated AC output power to operate traffic signals, camera equipment and additional applications used in Departments of Transportation and Intelligent Traffic Systems (ITS/Traffic). Built-in intelligence provides continuous operation during brownout and voltage spike with Automatic Voltage Regulation. A heavy duty battery charger and robust inverter provide backup power and recharging when line voltage is present. Status monitoring capabilities are provided though the LCD display, serial interface and optional Ethernet network card for remote monitoring.


SPECS

STOCK ID	DESCRIPTION	DIMENSIONS	OUTPUT CAPACITY	BATTERY VOLTAGE
EP 650				
010-034-11	The EP 650 is a Line-Interactive uninterruptible power supply (UPS) with an output capacity of 650W.	3.5"H x 17"W x 9"D	650W	24VDC Battery System (2, 12V Batteries)


SPECS

EP 1100				
010-037-10	The EP 1100 is a Line-Interactive uninterruptible power supply (UPS) with a medium output capacity of 1100W.	5.25"H x 17.0"W x 10.25"D	1,100W	48VDC Battery System (4, 12V Batteries)


SPECS

EP 2200-T				
010-022-10	The EP 2200-T is a Line-interactive uninterruptible power supply (UPS) with an output capacity of 1500W.	5.25"H x 17.0"W x 10.0"D	1,500W	48VDC Battery System (4, 12V Batteries)
019-020-10	Embedded Ethernet Communications Card for EP2200-T. Webpage interface to allow monitoring and configuration of UPS remotely. SNMP and email notifications are available. NTCIP compliant.			

© Multilink® Inc. | 440.366.6966 | All Rights Reserved | December 2024
For Terms and Conditions visit: gomultilink.com/about/terms-and-conditions
Specifications subject to change without notice.

Transfer Switches



STOCK ID	DESCRIPTION	DIMENSIONS	AC OUTPUT	AC INPUT	MOUNTING
Safety Automatic Transfer Switch: The Safety Automatic Transfer Switch has an operating temperature of -37°C to +74°C and provides automatic power source selection, generator capabilities and alarm reporting via dry contact relays. It includes a maintenance bypass switch.					
010-505-10	Safety Automatic Transfer Switch, EDP Series – This Safety Automatic Transfer Switch pairs with the EDP double conversion series of UPS systems.	3.5"H x 19"W x 10"D	**AC Outlet Capacity:** 6A MAX **Voltage Waveform:** Sine Wave **Output Power Connection:** Hard-Wired to Terminal Blocks **Phases:** Single Phase 3-Wire **Load Power Factor:** 0.7 - 1.0 **Voltage:** 120V Nominal **Over Current Protection:** Internal Fuses **Voltage Regulation:** Rated Voltage ±5% **Overload Capability:** 150% **Current Capacity:** 16.67A @ 120V **Transfer Time:** 4 Cycles or Less **Rated Frequency:** 60Hz	**Connections:** Hard-wired to Terminal Block **Voltage:** 120V Nominal **Frequency:** 60Hz **Input Power Factor:** 0.98 - 1.0 **Power Consumption:** 3W **Phase:** Single Phase 3-Wire	Rack
010-505-20	Safety Automatic Transfer Switch, Universal/Line Interactive – The Safety Automatic Transfer Switch pairs with a universal transfer switch and pairs with the EP line interactive series of UPS systems.				



Standard Transfer Switch: The Standard Transfer Switch includes maintenance bypass switch with an operating temperature of -37°C to +74°C.					
010-507-10 (double conversion) **010-507-20 (line-interactive)**	The Standard Transfer Switch pairs with the EDP series and line-interactive or double conversion UPS models. It provides power source selection, generator capabilities and alarm reporting via dry contact relays.	8.5"H x 7"W x 3.5"D	**Overload Capability:** 150% **Rated Frequency:** 60Hz **Phase:** Single Phase 2-wire **Over Current Protection:** Upstream Circuit Breaker/Internal Fuses **Voltage Waveform:** Sine Wave **Output Power Connection:** Hard-Wired to Terminal Blocks **Transient Voltage Variation:** Rated Voltage ±5% **Voltage:** 120V Nominal **Transfer Time:** 5 Cycles or less **Voltage Regulation:** Rated Voltage ±5% **Load Power Factor:** 0.7 - 1.0 **Current Capacity:** 16.67A @ 120V	**Power Consumption:** 3W **Connections:** Hard-wired to Terminal Block **Phase:** Single Phase 2-wire **Voltage:** 120V Nominal **Frequency:** 60Hz **Input Power Factor:** 0.98 - 1.0	Wall
010-506-10 (double conversion) **010-506-20 (line-interactive)**	The Standard Transfer Switch pairs with the EDP series of double-conversion and EP series of line-interactive UPS models. It provides power source selection and alarm reporting via dry contact relays. Includes maintenance bypass switch.	3.5"H x 19"W x 5.5"D			Rack



Power Transfer Device					
010-502-10	Manual bypass switch (panel transfer device) that is compatible with the EP2200-T. Allows for maintenance to be done on UPS and batteries without loss of power to the load.	3.5"H x 19"W 5.5"D	**Power VA/W:** 2000VA/1500W **Inverter Mode:** 120VAC +/- 5% **Output Voltage:** 100~130 +/- 2VAC **Output Waveform**: Sine Wave **Output Waveform THD:** < 3% (Resistive Load) **Load Crest Factor:** 3:1 (Max) **Overload Capacity:** 110% for 3 minutes **Power Factor:** 0.75	**Step Load Response:** 1/2 Cycle Full Recovery (Full resistive load) **Short Circuit Protection:** 15A Circuit Breaker **Battery String Voltage:** 48VDC (Four 12VDC Battery) **Voltage Range:** 100~130VAC (120VAC Nominal) Prog. 90-150VAC **Current Capacity:** 30A	Rack Mount EARS, 4 points optional 19" rack mount

© Multilink® Inc. | 440.366.6966 | All Rights Reserved | December 2024
For Terms and Conditions visit: gomultilink.com/about/terms-and-conditions
Specifications subject to change without notice.

PantheonCell™

The PantheonCell™ LiFePO4 is used to replace lead acid batteries. This eco-friendly battery boasts a greater than 10-year life span. With approximately 99% charging efficiency, the PantheonCell™ has 10,000 cycles with 50% depth of discharge with no gassing.



- Replaces up to 3 lead acid batteries
- 10-Year Warranty, 20 plus years of service
- Offers improved battery safety
- LiFePO4 has improved charge and discharge effiency
- Requires very little maintenance
- Built-in Heater
- Max 2 series connection, Max 4 parallel connection

www.gomultilink.com/categories/power-solutions/batteries

Technical Data

Parameter	Value / Function
Cycle Life	> 3500 cycles
Storage Temperature	0°~35C°
Designed Life	11 Year



PantheonCell™

STOCK ID	DESCRIPTION	DIMENSIONS/WEIGHT	OPERATING VOLTAGE	MAX LIMITS	BMS
032-056-10	PantheonCell™ LiFePO4 24V/100A	11"H x 10.5"W x 13"L 48.5 lbs.	25.6V@100Ahr	21V – 28V Max discharge 120A, Max charge 50A Charge Temp 0-55C, Discharge Temp -20-55C	Bluetooth/ RS485
032-057-10	PantheonCell™ LiFePO4 36V/100A	11"H x 10.25"W x 20"L 75 lbs.	37V@100Ahr	31V – 43V Max discharge 120A, Max charge 120A Charge Temp -20-55C, Discharge Temp -20-55C	Bluetooth/ RS485
032-058-10	PantheonCell™ LiFePO4 48V/50A	11"H x 10.5"W x 20"L 66 lbs.	51.2V@50Ahr	41V – 57V Max discharge 50A, Max charge 75A Charge Temp -20-55C, Discharge Temp -20-60C	Bluetooth/ RS485
032-059-10	PantheonCell™ LiFePO4 48V/100A	11.5"H x 15.25"W x 14.75"L 95 lbs.	51.2V@100Ahr	41V – 57V Max discharge 120A, Max charge 100A Charge Temp -20-55C, Discharge Temp -20-60C	Bluetooth/ RS485

© Multilink® Inc. | 440.366.6966 | All Rights Reserved | December 2024
For Terms and Conditions visit: gomultilink.com/about/terms-and-conditions
Specifications subject to change without notice.

This is only a spin-off of our website. Visit gomultilink.com for the most current version of this catalog which includes links to spec sheets for noted products and more.

ITS/Traffic Power Supply Accessories

www.gomultilink.com/categories/wolf-pac-power-bundle



Battery Terminal Covers

STOCK ID - 538-531-20

Universal Battery Terminal Cover



Battery Cable Kits

870-230-10	48VDC for the EP2200
870-230-20	24VDC for the EPD1000
870-230-30	36VDC for the EDP1500
870-230-40	48VDC for the EP650
874-001-24	24VDC for the EDP1000 or EP650

Other Battery Harness are available on our website.



Battery Balancer Kits

018-049-20	3 Battery, Advanced 24V and 36V External Battery Balance Manager
018-049-30	4 Battery, Advanced 48V External Battery Balance Manager



AGM Battery

STOCK ID - 032-002-10

12V, 108 AMP, Group 31



Remote Temperature Probe

STOCK ID - 172-001-20

For Blackhawk, EB1L, EB1s, EB1300



Optilink BMS

STOCK ID - 740-095-20

The Optilink BMS is an external, Serial-to-Ethernet status monitoring module used for the remote status monitoring of Multilink's PantheonCell series of Lithium Iron Phosphate (LiFePO4) batteries.



Battery Monitoring

STOCK ID - 018-026-20

This battery monitoring system is designed to dramatically lower cost and provide battery health and cabinet/hut facility monitoring capabilities.



Camera Control Interface

STOCK ID - 018-039-20

Provides integrated functionality in powering and controlling a video camera at remote locations. Controlled using joystick or remotely using R2-232/485.



Battery Heater Mat

STOCK ID - 176-001-10

Used to keep 3 battery string warm during cold temperatures. Includes 6ft AC power cord.

© Multilink® Inc. | 440.366.6966 | All Rights Reserved | December 2024
For Terms and Conditions visit: gomultilink.com/about/terms-and-conditions
Specifications subject to change without notice.

ITS and Traffic Control Cabinets

To reliably store ITS/Traffic equipment, Multilink offers a variety of aluminum and stainless steel traffic control cabinets. These sturdy cabinets and flasher-style enclosures offer protection from severe weather conditions and keep internal systems cool enough to function on hot days with HVAC equipment. We offer our ITS/Traffic cabinets in multiple sizes and styles so that our customers can find versions that meet their unique needs. To ensure our cabinets and enclosures perform to your expectations, we test all our products in a laboratory to meet or exceed NEMA 3R specification and general ITS/Traffic cabinet standards before placing them on the market.

- » Available in a variety of sizes
- » Optionally installed heating and cooling equipment
- » Pre-installed fiber management and patch panels available

www.gomultilink.com/categories/ITS-cabinets



CUSTOMIZABLE | INTUITIVE ENGINEERING TO MEET REQUIREMENTS



© Multilink® Inc. | 440.366.6966 | All Rights Reserved | December 2024
For Terms and Conditions visit: gomultilink.com/about/terms-and-conditions
Specifications subject to change without notice.

This is only a spin-off of our website. Visit gomultilink.com for the most current version of this catalog which includes links to spec sheets for noted products and more.

Traffic Control Cabinets



STOCK ID	DESCRIPTION	DIMENSIONS	MATERIAL	POWER	HEATING/COOLING	CABLE ENTRY	MOUNTING
336 Stretch Traffic Control Cabinet							
030-326-10	336 Stretch Traffic Cabinet with 19" rack width, 21RU free space (23RU total capacity) and 10-32 treads EIA/TIA spacing. Includes Dual Door, 3 Point Latch, Corbin #2 Lock, Piano Hinge, Wind Stop, Vent Pocket, and Document Holder. Special Features: CCTV Panel, 1RU Sliding Drawer Shelf, Power Strip, 2 Light Fixtures and Life Saver™ Roof	47.6"H x 24.4"W x 20.6"D	**Main Body:** 1/8" Aluminum w/Synthetic Rubber Seal **Hardware:** Stainless Steel	Optional: 120V AC, 60Hz 1-PHASE	Optional: Forced convection w/ cooling fans	Cable entry locations in bottom of enclosure	Pole or Ground
030-329-10	336 Stretch Traffic Cabinet with GTS						
030-328-50	336 Stretch Traffic Cabinet FDOT Approved			120V AC, 60Hz 1-PHASE	Forced convection w/ cooling fans		



STOCK ID	DESCRIPTION	DIMENSIONS	MATERIAL	POWER	HEATING/COOLING	CABLE ENTRY	MOUNTING
336 Traffic Control Cabinet							
030-342-10	336 Traffic Cabinet with 19" rack width, 21RU total capacity and 10-32 treads EIA/TIA spacing. Includes Dual Door, 3 Point Latch, Corbin #2 Lock, Piano Hinge, Wind Stop, Vent Pocket, and Document Holder. Special Features: 1RU Sliding Drawer Shelf, 2 (16w) Light Fixtures Each Side, Independent Transfer Switch Enclosure Welded on Side w/ Corbin Lock, Gasketing, and Green LED Indicator Light and Life Saver™ Roof	39"H x 24.25"W x 20.25"D	**Main Body:** 1/8" Aluminum w/Synthetic Rubber Seal **Hardware:** Stainless Steel	Optional: 120V AC, 60Hz 1-PHASE (All components are grounded to the main ground bar)	Optional: Forced convection w/ cooling fans and heat shields	Cable entry locations in bottom of enclosure	Pole or Ground
030-272-10	336 Mini GDOT Approved with Stove Top	32"H x 26"W x 24"D		120V AC, 60Hz 1-PHASE (All components are grounded to the main ground bar)	Forced convection w/ cooling fans and heat shields		

© Multilink® Inc. | 440.366.6966 | All Rights Reserved | December 2024
For Terms and Conditions visit: gomultilink.com/about/terms-and-conditions
Specifications subject to change without notice.

Traffic Control Cabinets



STOCK ID	DESCRIPTION	DIMENSIONS	MATERIAL	POWER	HEATING/COOLING	CABLE ENTRY	MOUNTING
334 Traffic Control Cabinet							
030-333-15	334 Cabinet with Traditional Stove Top Roof	66.75"H x 24.25"W x 30.25"D	**Main Body:** 1/8" Aluminum w/Synthetic Rubber Seal **Hardware:** Stainless Steel	Various Options Available	Various Options Available	Bottom	Ground



332L Traffic Control Cabinet							
030-222-40	332L Traffic Control Cabinet with Stove Top	66.75"H x 24.25"W x 30.25"D	**Main Body:** 1/8" Aluminum w/Synthetic Rubber Seal **Hardware:** Stainless Steel	Various Options Available	Various Options Available	Bottom	Ground



30IV Traffic Cabinet							
050-138-10	Single Door, 3 Point Latch, Corbin #2 Lock, Piano Hinge, Wind Stop, and Vent Pocket. Special Feature: Unistruts with spring nuts, and raised back plate	56"H x 30"W x 19"D	**Main Body:** 1/8" Aluminum w/Synthetic Rubber Seal **Hardware:** Stainless Steel	N/A	N/A	Knockouts for 2" conduit on bottom of enclosure	N/A

© Multilink® Inc. | 440.366.6966 | All Rights Reserved | December 2024
For Terms and Conditions visit: gomultilink.com/about/terms-and-conditions
Specifications subject to change without notice.

BBS Cabinets



SPECS

STOCK ID	DESCRIPTION	DIMENSIONS	MATERIAL	POWER	HEATING/COOLING	CABLE ENTRY	MOUNTING
BBS Cabinet							
030-341-10	BBS Cabinet with generator hookup	48"H x 16.5"W x 17.31"D	**Main Body:** 1/8" Aluminum w/Synthetic Rubber Seal **Hardware:** Stainless Steel	Options Available	100 CFM 48 VDC Fan	Bottom	Ground



SPECS

BBS Cabinet							
030-343-10	BBS Cabinet with fixed shelves	51"H x 24"W x 16"D	**Main Body:** 1/8" Aluminum w/Synthetic Rubber Seal **Hardware:** Stainless Steel	Options Available	100 CFM 48 VDC Fan	Bottom	Ground

© Multilink® Inc. | 440.366.6966 | All Rights Reserved | December 2024
For Terms and Conditions visit: gomultilink.com/about/terms-and-conditions
Specifications subject to change without notice.

Flasher Style Traffic Cabinets



STOCK ID	DESCRIPTION	DIMENSIONS	MATERIAL	POWER	HEATING/COOLING	CABLE ENTRY	GROUNDING
RN1H-161912 Traffic Cabinet							
050-141-10	Single Door, Corbin Lock w/ Skeleton Key, and Piano Hinge. Special Feature: Raised back plate.	19"H x 16"W x 12"D	**Main Body:** 1/8" Aluminum w/Synthetic Rubber Seal **Hardware:** Stainless Steel	N/A	N/A	Knockouts for 2" conduit in bottom of enclosure	Ground Lug



RN1H-18248 Traffic Cabinet							
050-147-10	Single Door, Right Hand Corbin #2 Lock, and Piano Hinge. Special Feature: Raised back plate.	24"H x 18"W x 8"D	**Main Body:** 1/8" Aluminum w/Synthetic Rubber Seal **Hardware:** Stainless Steel	N/A	N/A	Knockouts for 2" conduit in bottom of enclosure	Ground Lug



Type II Flasher Traffic Cabinet							
050-150-10	Single Door, Right Hand Corbin #2 Lock, and Piano Hinge. Special Feature: Raised back plate.	27"H x 15.25"W x 12"D	**Main Body:** 1/8" Aluminum w/Synthetic Rubber Seal **Hardware:** Stainless Steel	N/A	N/A	Knockouts for 2" conduit in bottom of enclosure	Ground Lug



RN1H-213318 Traffic Cabinet							
050-199-30	19" Width, 16RU Height, and 12-24 Treads EIA/TIA Spacing. Single Door, Right Hand Corbin #2 Lock, Piano Hinge, Wind Stop, and Vent Pocket. Special Feature: Duplex Outlet	33"H x 21.25"W x 18"D	**Main Body:** 1/8" Aluminum w/Synthetic Rubber Seal **Hardware:** Stainless Steel	N/A	Forced convection w/ thermostatically controlled cooling fans	Knockouts for 3" conduit in bottom of enclosure	Ground Lug

© Multilink® Inc. | 440.366.6966 | All Rights Reserved | December 2024
For Terms and Conditions visit: gomultilink.com/about/terms-and-conditions
Specifications subject to change without notice.

Street Brite™ Signs

The Multilink Street Brite™ Sign has been designed and engineered to address the needs of the traffic industry; improving reliability, accessibility, and visibility. The Street Brite™ Sign's heavy-duty frame is constructed with aircraft-grade, 8-gauge aluminum and can withstand wind speeds up to 150 miles per hour, yet is 2/3 the weight of the competitor's signage. Set in the sealed junction box, the innovative Photo Eye provides automatic powering on and off, allowing the LED strips to boast a long-life with a minimum of 10 years. With easy, tool-free accessibility, the interior components are replaceable in the field and the re-enterable side panel locks into place with a weather-tight seal. The sign's 3M translucent material illuminates as well as reflects to maintain zero shadow stabilization in all lighting conditions.

- Components accessible while sign is hanging for maintenance
- Upgradeable to double-sided at any time
- Light sensors to automate back-lighting
- Thin, compact, light-weight & serviceable in the field
- UL and CSA listed and the power supply is IP 67 rated

www.gomultilink.com/categories/illuminated-street-signs





Street Brite Signs

STOCK ID	DESCRIPTION	DIMENSIONS
050-425-10	Double Sided	24"H x 48"W x 2"D
050-422-10	Double Sided	24"H x 72"W x 2"D
050-424-10	Double Sided	24"H x 96"W x 2"D
050-427-10	Double Sided	18"H x 48"W x 2"D
050-428-10	Double Sided	18"H x 72"W x 2"D
050-429-10	Double Sided	18"H x 96"W x 2"D
050-430-10	Single Sided	24"H x 48"W x 2"D
050-431-10	Single Sided	24"H x 72"W x 2"D
050-432-10	Single Sided	24"H x 96"W x 2"D
050-433-10	Single Sided	18"H x 48"W x 2"D
050-434-10	Single Sided	18"H x 72"W x 2"D
050-435-10	Single Sided	18"H x 96"W x 2"D

© Multilink® Inc. | 440.366.6966 | All Rights Reserved | December 2024
For Terms and Conditions visit: gomultilink.com/about/terms-and-conditions
Specifications subject to change without notice.

Signal Head Housing

The Modular Traffic Signal Housing from Multilink is designed to consider the variety of configurations needed throughout a community. With an engineered, easy-to-install, stackable structure, these light canisters are injection molded in black, hunter green and standard yellow. As individual modular units, this product can be built to align two, three or five housings vertically, horizontally or in a 3 or 5 section cluster. Multilink's Backplates are also designed to perfectly fit these Modular Traffic Signals to enhance visibility.

- Material: Plastic Injection Molding
- 2, 3, or 5 vertical, horizontal or cluster assemblies available
- Optional Visors are available in full, three quarters and half cover
- Available in Black or Standard Yellow
- Easy installation or replacement
- Optional Heating Element for snow and ice reduction
- Compliant with BABA

www.gomultilink.com/categories/signal-heads







Signal Head Housing

Available in a variety of sizes and styles.

Ordering Information

	Color
Y	Yellow
B	Black

SHB - Y - C - 3

SHB: Single Head

	Visor
FC	Full Circle
T	Tunnel
C	Cap

	Housing
1	1 Fixture
2	2 Fixture
3	3 Fixture
4	4 Fixture
5	5 Fixture


Full Circle Visor

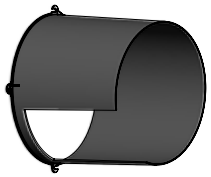
Tunnel Visor

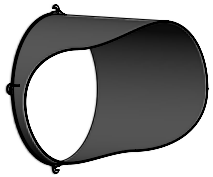
Cap Visor



Visor Heater

STOCK ID	DESCRIPTION	MOUNTING
176-005-10	Heater Pad for Traffic Visor	Self Adhesive

© Multilink® Inc. | 440.366.6966 | All Rights Reserved | December 2024
For Terms and Conditions visit: gomultilink.com/about/terms-and-conditions
Specifications subject to change without notice.

This is only a spin-off of our website. Visit gomultilink.com for the most current version of this catalog which includes links to spec sheets for noted products and more.

Signal Head Backplates

The Multilink Backplate for Traffic Signal Heads improve visibility of intersection traffic lights within the community. They are designed to help separate the brilliance of the light from its background. With Multilink's black powder-coated aluminum surface, the contrast between the light fixture and the backplate is enhanced to provide a more prominent visual as well as block out the distractions within the environment. The Multilink Backplate is available in multiple designs and configurations to meet the needs of various intersections.



- Increased visibility
- Non-proprietary
- Lightweight and easy installation
- Vented, non-vented, or vertical hem for additional stability
- Durable to withstand environmental conditions
- American-made / Compliant with BABA
- Available with or without reflective borders
- Configurations and alignments for 2, 3 or 5 lights available
- Engineered with vented panels to decrease movement

www.gomultilink.com/categories/signal-heads



Reflective Panels with Louvers



Reflective Vented Panels



Non Reflective Vented Panels



Non Reflective Ribbed Panels

Available in:
Reflective Panels with Louvers
Reflective Vented Panels
Non Reflective Ribbed Panels
Non Reflective Vented Panels

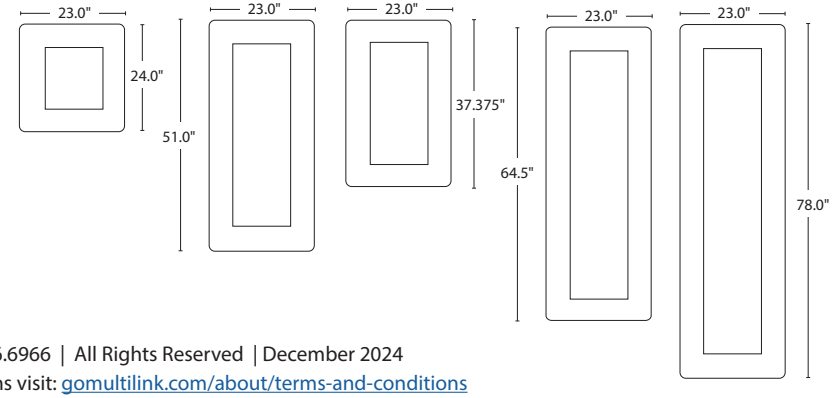

Available in:
Square Reflective Panels with Louvers

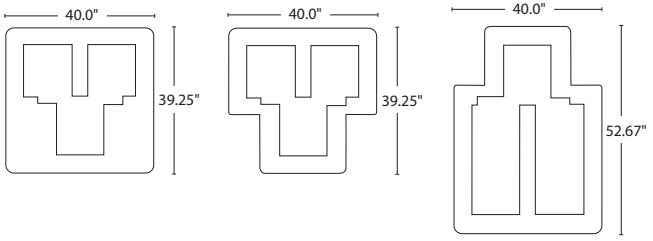

Signal Head Backplates

Available in a variety of sizes and styles.

Ordering Information

	Style
T	Triangle
R	Round

SHB - R - 3 - RV

SHB: Single Head Backplate

Housing	
1	1 Fixture
2	2 Fixture
3	3 Fixture
4	4 Fixture
5	5 Fixture

Backplate	
RV	Reflective Vented Panel
RL	Reflective Louvered Panel
SRL	Square Reflective Louvered Panel
R	Non Reflective Ribbed Panel
V	Non Reflective Vented Panel
X	None

© Multilink® Inc. | 440.366.6966 | All Rights Reserved | December 2024
For Terms and Conditions visit: gomultilink.com/about/terms-and-conditions
Specifications subject to change without notice.