JUST
FIVE EASY
STEPS

SITE PRO 1

A valmont COMPANY

MODULAR EQUIPMENT PLATFORMS

INNOVATION MADE EASY

Pre-Designed Platform Kits

- Easy deployment for any site such as rooftops or ground sites
- Adjusts for flat and slopped roofs
- Can be used on variety of soil types
- Modular design assembles in minutes and allows for future expansion
- In stock for immediate shipment

8′ x 8′ PLATFORM



Total Frame Capacity
- Distributed Deadload 22,400 lbs
- Distributed Windload 5,980 lbs

Channel Capacity (Critical Load Point)
- Concentrated Deadload 4,000 lbs
- Concentrated Uplift 4,000 lbs

Expanded Metal Capacity (Critical Load Point)
- 2′ Panel Deadload 1,000 lbs
- 2′ Panel Uplift 1,000 lbs

Part #	Size	Components	Sub Assembly
MEP88-4S	8' x 8'	(4) 4' x 4' Frame (9) Small Footpads	MEP44 MPAD-S

10′ x 20′ PLATFORM

Total Frame Capacity
- Distributed Deadload 77,000 lbs
- Distributed Windload 21,350 lbs

Channel Capacity (Critical Load Point)
- Concentrated Deadload 4,000 lbs
- Concentrated Uplift 4,000 lbs

Expanded Metal Capacity (Critical Load Point)
- 2′ Panel Deadload 1,000 lbs
- 2′ Panel Uplift 1,000 lbs

Part #	Size	Components	Sub Assembly
MEP1020-4L	10' x 20'	(10) 4' x 4' Frame (5) 2' x 4' Frame (24) Large Footpads	MEP44 MEP42 MPAD-L

10′ x 12′ PLATFORM

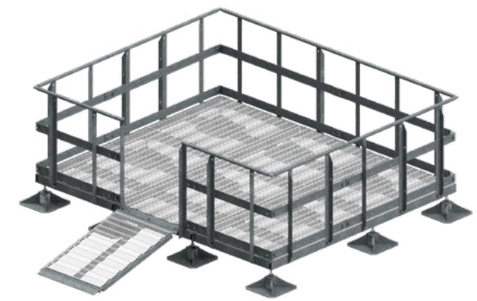

Total Frame Capacity
- Distributed Deadload 31,500 lbs
- Distributed Windload 7,910 lbs

Channel Capacity (Critical Load Point)
- Concentrated Deadload 3,000 lbs
- Concentrated Uplift 3,000 lbs

Expanded Metal Capacity (Critical Load Point)
- 2′ Panel Deadload 1,000 lbs
- 2′ Panel Uplift 1,000 lbs

Part #	Size	Components	Sub Assembly
MEP1012-6LH44R5	10' x 12'	(3) 4' x 6' Frame (3) 4' x 4' Frame (12) Large Footpad (4) 6' Handrail (4) 4' Handrail (1) 5' Access Ramp (1) 4' Entrance (5) Straight Splice (4) Corner Splice	MEP46 MEP44 MPAD-L MRAIL-6 MRAIL-4 MRAMP MOPEN MSPLICE-S MSPLICE-C

8′ x 8′ PLATFORM

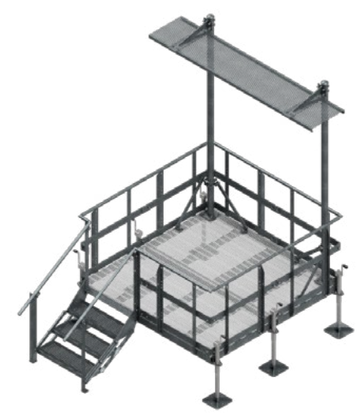

Total Frame Capacity
- Distributed Deadload 8,400 lbs
- Distributed Windload 1,920 lbs

Channel Capacity (Critical Load Point)
- Concentrated Deadload 2,200 lbs
- Concentrated Uplift 2,200 lbs

Expanded Metal Capacity (Critical Load Point)
- 2′ Panel Deadload 1,000 lbs
- 2′ Panel Uplift 1,000 lbs

Part #	Size	Components	Sub Assembly
MEP88-8JH32S3I	8' x 8'	(2) 4' x 8' Frame (6) Jack Footpads (7) 4' Handrail (1) 3 Step Stairs (1) 4' Entrance (1) 10' Ice Bridge (4) Straight Splice (4) Corner Splice	MEP48 MJACK MRAIL-4 MSTEP MOPEN MIBP-2410 MSPLICE-S MSPLICE-C

Frame capacities may vary depending on site specific conditions. For site specific engineering contact Site Pro1 Engineering 888-753-7446 • sp1engineering@valmont.com

Build Your Own Platform

- Comprehensive selection for nearly any configuration
- Modular components designed for future expansion
- Assembles in minutes for quick deployment
- Adjusts for flat and slopped roofs
- Can be used on variety of soil types
- All components in stock for immediate shipment

In Just Five Easy Steps

STEP 01 — Base Section

STEP 02 — Support

STEP 03 — Handrail

STEP 04 — Access

STEP 05 — Accessories

Numerous Combinations • Easy to Assemble • In Stock & Ready to Ship

STEP 01 Base Section

- Build your custom platform by chosing your section or combining sections for the ideal size
- Welded design for strength, durability and ease of installation
- Standard hole spacing
- Base withstands 6,000 - 8,000 lbs of distributed load
- Manufactured with structural grade #5 expanded metal



Part #	Size	Description
MEP42	4' x 2'	Modular Equipment Platform Base



Part #	Size	Description
MEP44	4' x 4'	Modular Equipment Platform Base



Part #	Size	Description
MEP46	4' x 6'	Modular Equipment Platform Base



Part #	Size	Description
MEP48	4' x 8'	Modular Equipment Platform Base

- MEP42 requires long side to be bolted to existing platform
- All bases require 2 bolts minimum for connection
- Kits include all attachment hardware

- Select from multiple support options
- MPAD supports 4,000 lbs axial load
- MJACK supports 5,000 lbs axial load
- Adjustable footpads and jack allow for easy leveling and height adjustment
- Optional leveling kits available

LARGE AND SMALL FOOTPADS

Every corner requires one MPAD support
Base combinations with interior connections use MPAD support only
MLEVEL Leveling kit allows for a 3 degree adjustment of 5/8″ per foot
Rubber mats recommended for rooftop applications

Part #	PAD Size	Description	Deck Height Adjustment
MPAD-S	12” x 12”	Small Footpad	13” - 18-1/2”
MPAD-L	18” x 18”	Large Footpad	13” - 18-1/2”

LEVELING KIT (for sloped surfaces)

Allows for a 3 degree adjustment of 5/8″ per foot
Beveled washer designed to self level as you tighten connection

Part #	Description
MLEVEL	3 degree Footpad Leveling Kit

STEP 02 SUPPORT

STANDARD AND EXTENDED JACKS

Jack must be placed on perimeter of structure only
MJACK cannot be combined with center supports
Base combinations with interior connections use MPAD support only
Rubber mats recommended for rooftop applications

Part #	Size	Description	Deck Height Adjustment
MJACK	12” x 12”	5,000 lbs Side C Crank Jack w/ Small Footpad	13" - 28"
MJACK-EXT	18” x 18”	5,000 lbs Side Crank Jack Extended w/ Large Footpad	28” - 43”

RUBBER MATS

Each Footpad and Jack requires rubber mats for rooftop applications
Designed to protect the integrity of rooftop
Manufactured from UV-resistant 1/2″ thick rubber

Part #	Description
MMAT	1/2” x 18” x 18”

HANDRAILS AND ACCESS

Select from multiple options to achieve ideal fit
Handrails designed to accept additional Unistrut for equipment mounting
IBC and OSHA Compliant for maintenance traffic

Part #	Size	Description
MRAIL-2	2' x 42"	2' Handrail
MRAIL-4	4' x 42"	4' Handrail
MRAIL-6	6' x 42"	6' Handrail

SPLICE CONNECTIONS

Splice kit required at each mating connection
Kit includes hardware for top, mid and kick-plate connection

Part #	Description
MSPLICE-C	Corner Connections
MSPLICE-S	Straight Connections

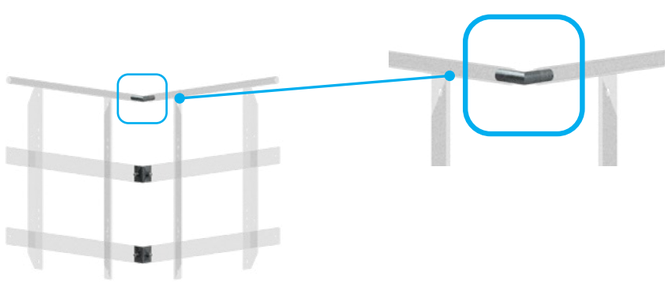

Interfit Design at top of handrail does not require hardware

Allows for smooth rail transitions

STEP 03 HANDRAIL

ACCESS POINT / FINISHING KIT

MOPEN-4 must be used for handrail attachment
Splice kit required at each mating connection

Part #	Description
MOPEN-4	Access Point

UNISTRUT

Add Unistrut to handrail to easily adapt to a equipment rack

Part #	Length
UNT10	10'

Select from a wide variety of access options
Access based upon desired deck height
IBC and OSHA compliant

STEPS AND ACCESS with Handrail

Stairs allow for 5″ - 7″ vertical adjustment per step
MOPEN-4 must be used for access points and handrail attachment
Includes step handrails and hardware on 2 step, 3 step and 4 step stairs

Part #	Width	Platform Deck Height	Description
MSTEP-1	35-1/2”	9” - 14”	Fixed Height Stair
MSTEP-2	32”	14” - 23”	2 Step Adjustable Stair
MSTEP-3	32”	19” - 34”	3 Step Adjustable Stair
MSTEP-4	32”	24” - 43”	4 Step Adjustable Stair
MOPEN-4	35-1/2”		Access Point

STEPS AND ACCESS without Handrail

Fixed step allow for a standard 7″ rise
Floating design does not require ground connection
Provides access onto a level deck
Does not require MOPEN

Part #	Width	Platform Deck Height	Description
MSTEP-1LD	35-1/2”	9” - 14”	Direct Connect Stair
MSTEP-2LD	35-1/2”	14” - 23”	Direct Connect Stair 2 step

STEP 04 ACCESS

RAMP

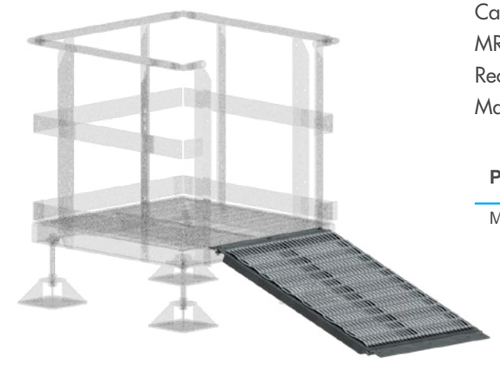

Hinged to easily fold up when not in use. Minimizes use of real estate.
Capacity of 2000lbs to allow for dolly and cabinet entry
MRAMP-5 does not require MOPEN-4 for connection
Recommend deck height of 4″ - 19.5″ (not to exceed 20 degree slope)
Maximum allowable deck height 26″ (not to exceed 30 degree slope)

Part #	Width	Platform Deck Height	Description
MRAMP-5	35-1/2”	4” - 26”	Adjustable Ramp

Use Chain Guard to secure access point and lock ramp in place when in closed position
Kit includes 4′3″ chain and hardware

Part #	Description
MCHAIN	Chain Guard

LADDER

Straight Ladder requires limited real estate.
Features anti-slip rung
Designed with 16″ wide climb path with 24″ top opening for easy access
Optional back grab rail available
MOPEN-4 must be used for ladder option

Part #	Width	Description
MLADDER-1	16”	1 Rung Ladder
MLADDER-3	16”	3 Rung Ladder
MLADDER-5	16”	5 Rung Ladder
MBRAIL		Backing Rail
MOPEN-4	35-1/2”	Access Point

PLATFORM COVER/ ICE BRIDGE

Shield equipment from falling ice and debris
Allows for 9′ cabinet height
Use with Site Pro 1 Unistrut for equipment mounting option
Pre-Punched Unistrut mounting holes

Part #	Overall Size	Description
MPCOV610	6’ x 10’	Equipment Platform Cover
MPCOV810	8’ x 10’	Equipment Platform Cover
MPCOV812	8’ x 12’	Equipment Platform Cover
MPCOV1010	10’ x 10’	Equipment Platform Cover
MPCOV1012	10’ x 12’	Equipment Platform Cover

Part #	Description	Length
UNT10	Unistrut	10’

PLATFORM ICE BRIDGE KITS

Shield equipment from falling ice
Allows for 9′ cabinet height
Works either with or without handrail

Part #	Overall Size	Description
MIBP-2410	24” x 10’	Ice Bridge with baseshoe pipe and stabilizer kit
MIBP-2412	24” x 12’	Ice Bridge with baseshoe pipe and stabilizer kit
MIBP-2410L	24” x 10’ x 10’	L-Shaped Ice Bridge with baseshoe pipe and stabilizer kit

STEP 05 ACCESSORIES

PLATFORM EQUIPMENT RACKS

Complete Kits for all Equipment mounting needs
Heavy Duty Construction
Includes two 10′ galvanized unistrut rails
Designed to space unistrut at 6″ typical spacing but spacing is adjustable

Part #	Overall Size	Deck Length	Description
MER8-H	8’	8’	H-Frame with handrail attachment kit
MER8-P	8’	8’	H-Frame with direct platform attachment kit

PIPE MOUNT

Easily attach GPS, Microwave, Panel Antennas and Specialized Stealth to handrail
Mount pipe mast direct to handrail
Accepts 1-1/2″ to 5″ pipes
Includes top and bottom clamp set. All hardware included
Pipe ordered seperately

Part #	Pipe Size	Clamp Thickness	Threaded Rod	Kit Quantity
MPIPEM	1-1/2” - 5”	1/2”	5/8” x 18”	Kit of 2

Chart Your Site

For assistance or to order
please call 888-753-7446

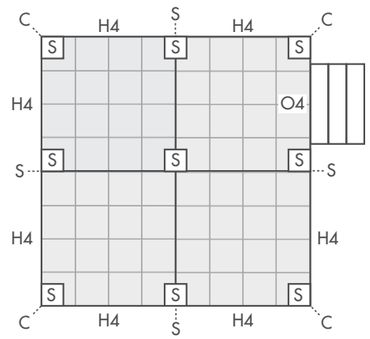

Customize your platform here

Desired Deck Height _____
**Used for Steps 2 and 4

Example

STEP 01 — Base Section

4 x 2 Base	MEP42
4 x 4 Base	MEP44
4 x 6 Base	MEP46
4 x 8 Base	MEP48

STEP 02 — Support

S	Small Footpad	MPAD-S
L	Large Footpad	MPAD-L
J	Jack	MJACK
E	Extended Jack	MJACK-EXT
M	Rubber Mat	MAT
LK	Leveling Kit	MLEVEL

STEP 03 — Handrail

O4	4′ Access Point	MOPEN-4
H2	2′ Handrail	MRAIL-2
H4	4′ Handrail	MRAIL-4
H6	6′ Handrail	MRAIL-6
C	Corner Splice	MSPLICE-C
S	Straight Splice	MSPLICE-S

STEP 04 — Access

Stair with Handrail	MSTEP1
	MSTEP2
	MSTEP3
	MSTEP4
Stair no Handrail	MSTEP-1LD
	MSTEP-2LD
Ladder	MLADDER-1
	MLADDER-2
	MLADDER-5
RAMP (R5)	MRAMP-5
Chain Guard	MCHAIN

STEP 05 — Accessories

Cover	MPCOV610
	MPCOV810
	MPCOV812
	MPCOV1010
Ice Bridge Kits	MIBP-2410
	MIBP-2412
	MIBP-2410L
Equipment Racks	MER8-H
	MER8-P
Pipe Mount Kit	MPIPEM

Twelve Convenient Locations

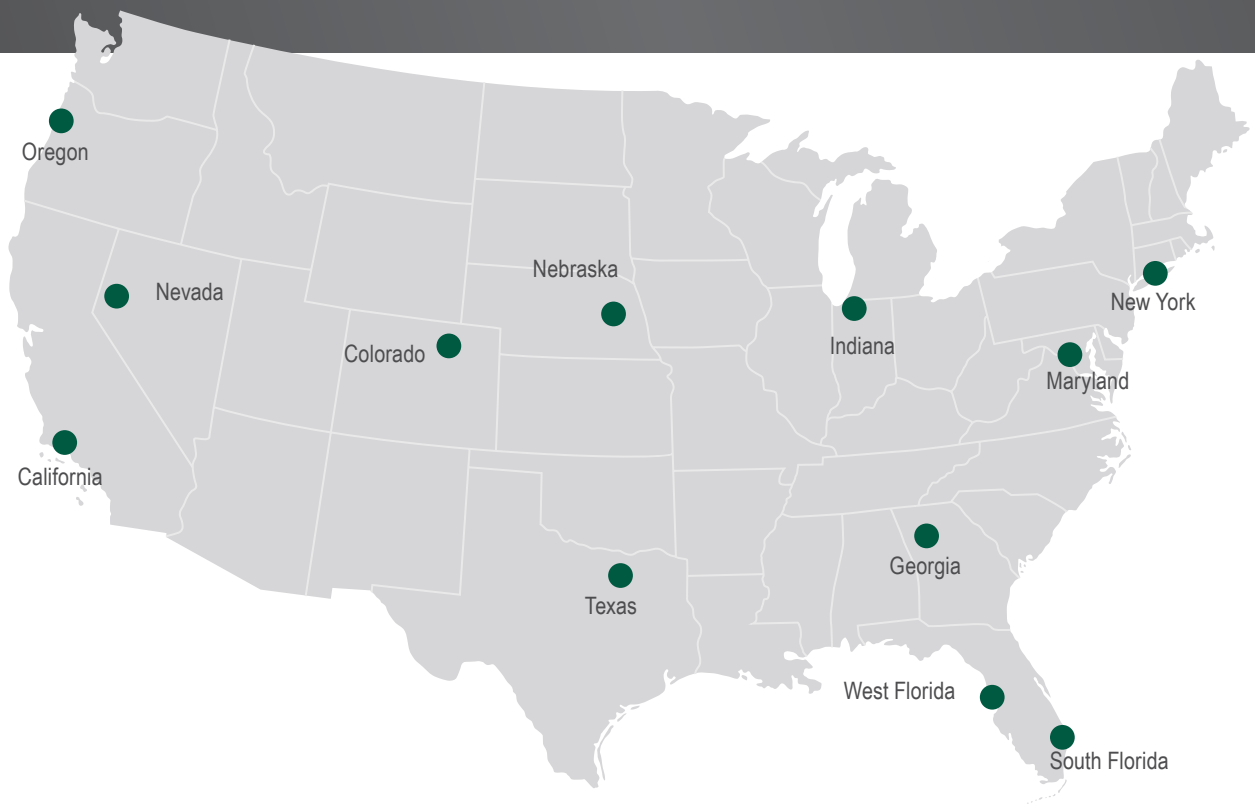

NEW YORK
15 Oser Ave
Hauppauge, NY 11788
Ph: 1-888-438-7761

GEORGIA
4100 Westpark Dr SW, Ste C
Atlanta, GA 30336
Ph: 1-866-901-0603

CALIFORNIA
12661 Corral Pl
Santa Fe Springs, CA 90670
Ph: 1-888-776-1937

INDIANA
1545 Pidco Dr
Plymouth, IN 46563
Ph: 1-888-753-7446

OREGON
3573 25th St SE
Salem, OR 97302
Ph: 1-888-880-9191

TEXAS
2045 Westgate Dr, Ste 110
Carrollton, TX 75006
Ph: 1-888-809-5151

SOUTH FLORIDA
33 Commerce Way
Jupiter, FL 33458
Ph: 1-866-781-1300

WEST FLORIDA
5122 Joanne Kearney Blvd
Tampa, FL 33619
Ph: 1-844-278-6371

NEBRASKA
1600 E 29th Ave
Columbus, NE 68601
Ph: 1-402-562-1751

COLORADO
14200 E 35th Pl Ste 105
Aurora, CO 80011
Ph: 1-720-823-7661

NEVADA
960 E Greg St. Building
6. Sparks, NV 89431
Ph: 1-888-438-7761

MARYLAND
8200 Stayton Drive, Ste
700. Jessup, MD 20794
Ph: 1-888-438-7761

Valmont Telecom Locations

INDIANA	OREGON	NEBRASKA	TEXAS	ARIZONA	COLORADO
Plymouth, IN	Salem, OR	Valley, NE	Brenham, TX	Tucson, AZ	Colorado Springs, CO

Call 1-833-864-8353 for assistance with all Valmont Telecom products.